



**FREEDOM
OF INFORMATION**

ANNUAL REPORT

2001



OFFICE OF THE INFORMATION COMMISSIONER
WESTERN AUSTRALIA

OFFICE OF THE
INFORMATION COMMISSIONER

WESTERN AUSTRALIA

EIGHTH ANNUAL REPORT
2001

PRESENTED TO BOTH HOUSES
OF PARLIAMENT

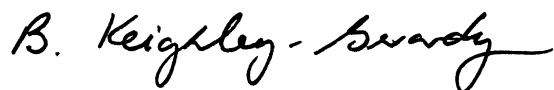


GOVERNMENT OF WESTERN AUSTRALIA

DEAR MR PRESIDENT
DEAR MR SPEAKER

In accordance with the provisions of the *Financial Administration and Audit Act 1985* and the *Freedom of Information Act 1992*, I submit my report for the year ended 30 June 2001.

This is the eighth annual report of the Office of the Information Commissioner and has been prepared in compliance with the provisions and reporting requirements of both Acts.

A handwritten signature in black ink, reading "B. Keighley-Gerardy". The signature is written in a cursive style with a long, sweeping tail on the final letter.

B KEIGHLEY-GERARDY
INFORMATION COMMISSIONER
16 October 2001

CONTENTS

1. Foreword	2
2. Report on Operations	10
■ Legislation and Mission statement	10
■ External review applications	11
■ External review outcomes	14
■ Advice and Awareness	20
■ Administration	23
3. Key Performance Indicators	26
4. Financial Statements	32
5. Statistical Tables – Applications to Agencies and Outcomes	50

This page has been left blank intentionally.



**FREEDOM
OF INFORMATION**
ANNUAL REPORT 2000-2001

FOREWORD

Foreword



Bronwyn Keighley-Gerardy

When the Freedom of Information Bill 1992 came before the Western Australian Parliament for debate, all political parties embraced its ideals of openness and accountability. After almost 8 years of government activity under FOI legislation, it is time to ask whether FOI is achieving the results intended by Parliament and, more importantly, the results wanted and expected by the public.

The public requires more than ‘lip service’ to be paid to freedom of information by Government. It requires a potent and robust access law that delivers results and works in favour of public access, rather than in favour of secrecy. It is a truism that bureaucracies around the world are not known as champions of FOI. Yet I have admiration and respect for some of the FOI coordinators in Western Australia who act as their departmental conscience for openness and accountability. Many of the coordinators have been in their positions from day one. As a group, they have maintained their enthusiasm for and commitment to FOI, sometimes in the face of hostile management and an organisational culture that is slow to change.

Since 1993, there have been 22 various Acts of the WA Parliament that have effected amendments to the *Freedom of Information Act 1992* (the FOI Act). Some of the amendments involved cosmetic name changes only; others were more substantive and have had the effect of increasing the range of documents and information that could not be accessed under the FOI Act. Only one piece of legislation actually strengthened the FOI Act by including sub-contractors associated with the contracting-out of court security and custodial services within its purview.

Legislative and Administrative Changes

In each of my Annual Reports to Parliament since 1993, I have identified legislative changes that could be made to strengthen the rights of access in Western Australia and to help the objects of the Act to be achieved. A review of the FOI Act in 1996 also identified areas where legislative change was considered necessary. However, nothing has been done. There were signs following the change of government in February 2001 that accountability and FOI might be revitalised. However, it remains to be seen whether FOI will change for the better. I suspect that the legislative program of the government may be exploited by agencies seeking to either extend the range of documents and information that is inaccessible under the FOI Act, or the range of exempt agencies.

An example on point is the proposed *Gene Technology Bill 2001*, in which it was proposed to amend the FOI Act to include an additional exemption for confidential commercial information of a kind described in clause 187 of the proposed Bill. The effect of the proposed amendment would be to limit my role as Information Commissioner to merely confirming that the information in question is subject to a declaration made by the Commonwealth Gene Technology Regulator. Under that proposal there would be no independent review of a decision on access made by the agency concerned, or whether in fact the information sought is commercially sensitive.

Already I have become aware that the practice under the previous Government of Ministers requesting details from their departments about FOI applications, including the names of FOI applicants, may be continuing. Apart from those instances where a Minister has a legitimate “right to know”, I remain convinced that the practice of disclosing the names of ordinary FOI applicants, without their knowledge or consent, is wrong and may breach accepted privacy principles.

The amendment of Clause 5(1)(b)

One exemption in particular puts Western Australia out of step with all other FOI jurisdictions throughout the world. The exemption for law enforcement documents is designed to ensure that current and unsolved investigations conducted by law enforcement agencies are not prejudiced by disclosures under FOI.

The approach taken in the WA FOI Act is that the exemption applies to documents that would *reveal* any investigation conducted by any agency involving a contravention or possible contravention of the law. A contravention of the law includes a breach of, or a failure to comply with regulations, as well as local government By-laws, Codes of Ethics and human resource management standards made under the *Public Sector Management Act 1994*.

The documents of law enforcement bodies are adequately protected under FOI legislation both nationally and internationally. However, the existence of the exemption in clause 5(1)(b) in its present form in WA, provides a convenient and ready justification for a myriad of agencies to hide behind a cloak of confidentiality, often without good reason. Based on the complaints made to me, discretionary disclosures (which may be made under s.3(3) of the FOI Act) of documents relating to investigations made by regulatory agencies are few and far between, even when the documents only relate directly to the applicant and there is no clear or readily apparent prospect of any harm or injury resulting from disclosure.

When applicants are denied access to documents resulting from complaints made by them to agencies, or they are denied access to investigative material relating to them, whether or not charges or disciplinary proceedings have resulted, it is inevitable that the FOI Act is viewed as a “toothless tiger”. My impression is that applicants do not understand how or why the exemption in clause 5(1)(b) is applied by agencies to refuse access, and they do not accept the interpretation of that clause made by the Supreme Court in Western Australia.

The Member for Nollamara in Opposition proposed a remedy to this situation in a Private Member’s Bill introduced to Parliament in 1998. However, that Bill was defeated along party lines in the Legislative Assembly. I remain hopeful that the enthusiasm for change exhibited then by the Member and his parliamentary colleagues has not been dimmed by the reality of being the Government.

In its present form, clause 5(1)(b) remains an anomaly that is unjustifiably broad in its application to documents and its continued presence remains a blight on the FOI landscape in Western Australia. If other Western Australian laws can be amended to bring this State into line with those in other States, then the FOI Act should likewise be amended in the critical areas of its exemption clauses to bring it into line with national and international FOI standards.

Agency FOI Report Cards

There are no FOI report cards on agencies in this report. I will resume the practice of examining the FOI practices of agencies next year, after the new departments have had a chance to consolidate access procedures and policies following the changes to the structure of the public sector made by the Machinery of Government Task Force.

The Operation of FOI

The number of applicants who used FOI to access information increased during the year by nearly 10% (Fig. 1). The rate of access has also increased. (Fig. 4). There has been a steady decrease in the days taken by agencies to deal with applications, falling to an average of around 17 days in 2000/01 (Fig. 2). At the same time, the average charge imposed by all agencies for giving access has remained more or less steady at around \$15 per application (Fig. 3).

Overall, the majority of applications are for personal information but, as indicated in Figures 5 and 6, the impact on local government agencies shows the reverse. This no doubt reflects the level of community interest in local issues, as well as the fact that local authorities, compared to State Government agencies such as hospitals, hold less personal information. Applications for access to non-personal information are the type of request that hold State and local government agencies accountable for actions and decisions of broader significance to members of the public.

Who makes requests for access to non-personal information?

Generally, applicants fall into one of the following groups:

- Businesses or organizations
- Individuals
- Members of Parliament
- Media

In 2000/01, based on the ten agencies topping the list for non-personal requests (Fig. 7), the largest group of applicants comprised firms of solicitors, businesses and community groups, who made a total of 201 separate applications. The next largest are individuals who made a total of 151 separate applications to the top ten agencies.

The top ten agencies only received 17 applications from Members of Parliament and only 2 from the media. However, across all agencies, Members of Parliament accounted for 85 requests and the media for 17.

What kinds of documents are being requested?

Applicants are using the FOI Act to seek access to a variety of non-personal information including accident reports and workers compensation claims; planning documents; fire investigation reports; documents relating to land clearing, the environment and site contamination; land valuation reports; tenders and contracts; and those associated with neighbourhood disputes. Very few of these types of requests have resulted in complaints to me for external review.

The operation of my office

There has been a decrease in complaints to my office, especially in the second half of the year under review, which I largely attribute to the change of Government following the State Election in February 2001. Applicants who make repeated requests to agencies, followed by complaints to my office (serial applicants) continue to create resource problems for agencies. It is not always easy for agencies to find the right balance between allowing an applicant to exercise his or her rights under the FOI Act and the practicalities of dealing with their obsessive and futile applications for access to documents.

My office is faced with a budget cut for the year 2001/02 of \$76,000, rising in the following 3 years to \$98,000. If the number of complaints does not increase markedly in the next and following years, I am able to cope with this decrease through restructuring in the office and by streamlining our complaint procedures. There is no longer a need for me to finalise all complaints by publishing my reasons in full, because many of the FOI principles have been covered in previous decisions. In the future, wherever possible, I intend to finalise complaints by letters between the parties. I will publish my reasons in note form only, where a complaint involves no new principles of law or of access.

I wish to express my appreciation to the dedicated team in my office who have largely contributed to the completion of another successful year.

ALL AGENCIES

FIGURE 1

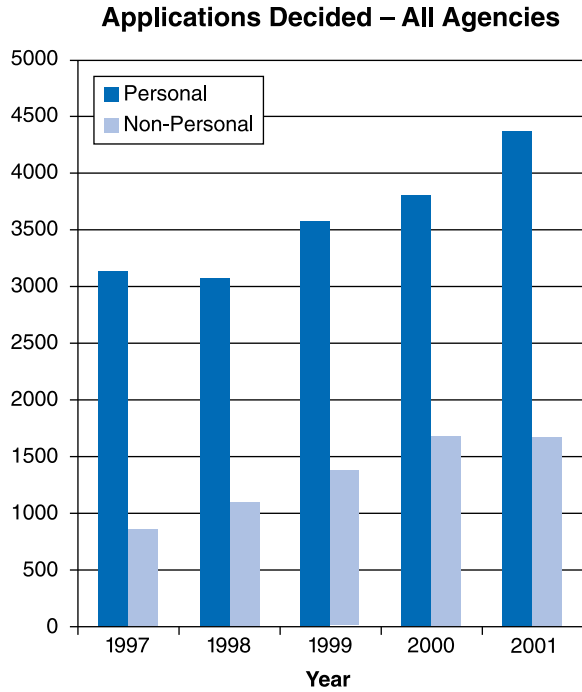


FIGURE 2

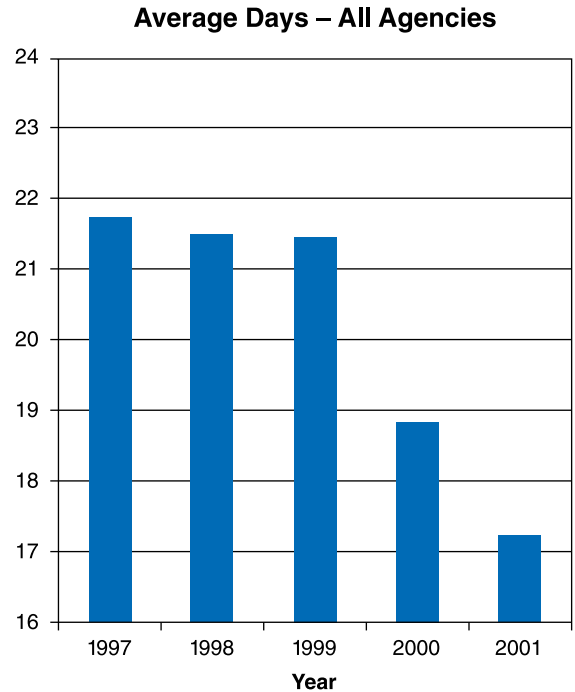


FIGURE 3

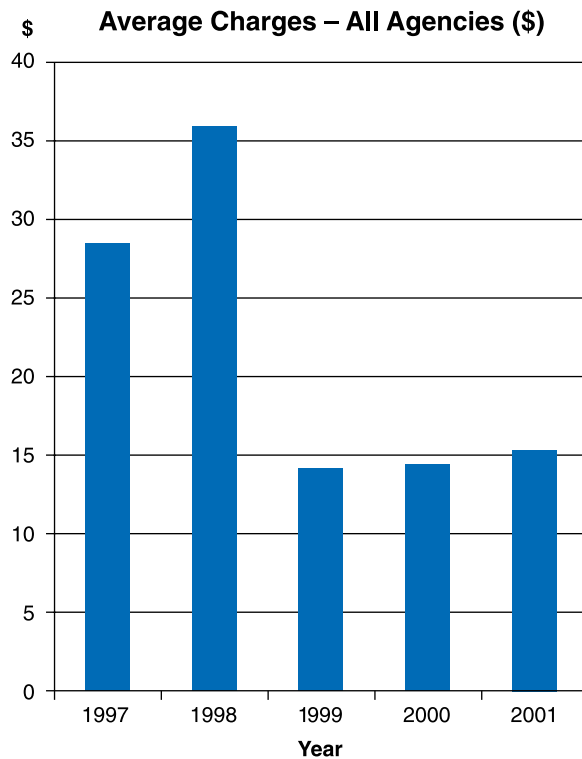


FIGURE 4

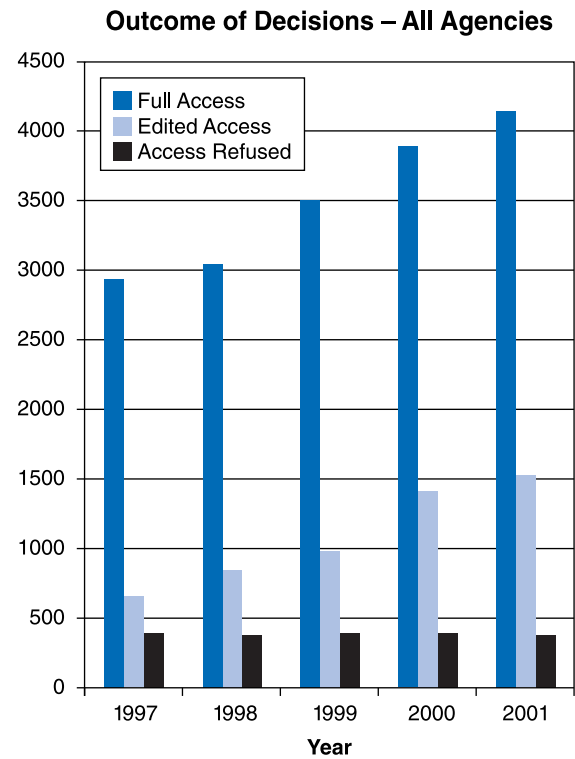
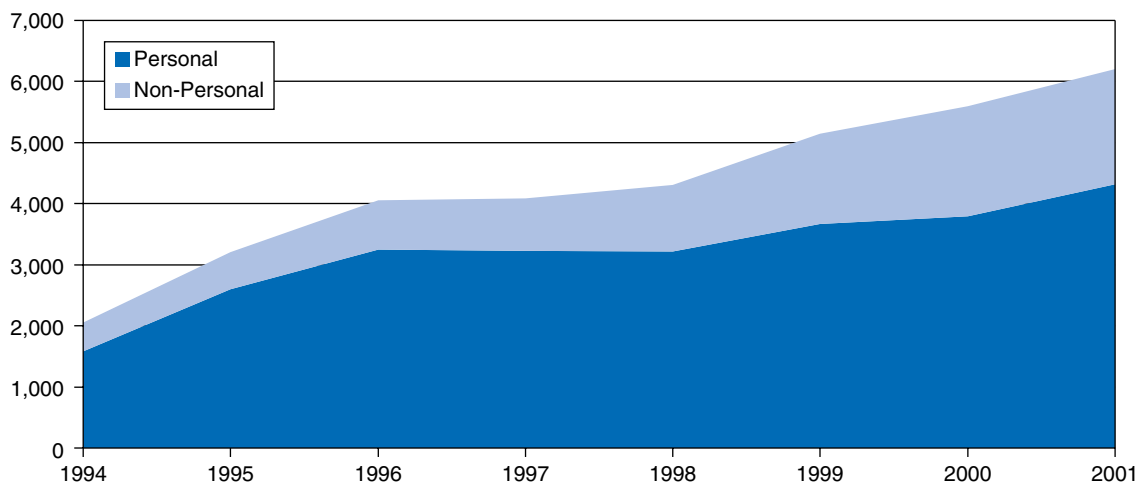
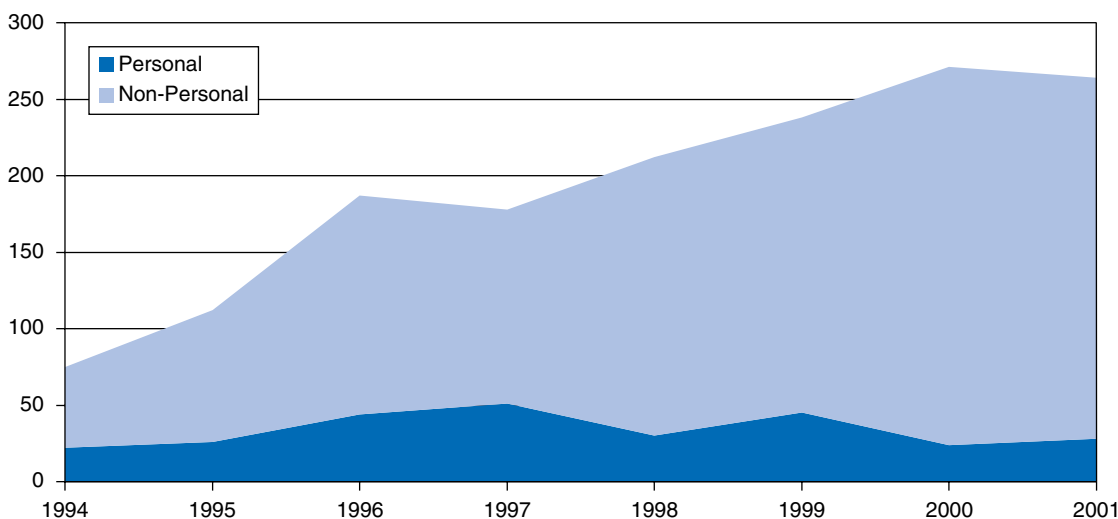


FIGURE 5
STATE GOVERNMENT AGENCIES
Applications for Personal v. Non-Personal Information
since inception of FOI in Western Australia



Year	Personal	Non-Personal	Total
1994	1,582	471	2,053
1995	2,594	617	3,211
1996	3,249	809	4,058
1997	3,225	862	4,087
1998	3,213	1,091	4,304
1999	3,672	1,474	5,146
2000	3,797	1,796	5,593
2001	4,314	1,888	6,202
TOTAL	25,646	9,008	34,654

FIGURE 6
LOCAL GOVERNMENT AGENCIES
Applications for Personal v. Non-Personal Information
since inception of FOI in Western Australia



Year	Personal	Non-Personal	Total
1994	22	53	75
1995	26	86	112
1996	44	143	187
1997	51	127	178
1998	30	182	212
1999	45	193	238
2000	24	247	271
2001	28	236	264
TOTAL	270	1,267	1,537

FIGURE 7 – TOP TEN AGENCIES – NON-PERSONAL

Agency	Types of Documents	Organisations	Individuals	Politicians	Media	Total
Ministry for Planning	Planning matters.	39	25	0	0	64
WorkSafe Western Australia	Accident Reports. Workers compensation claims.	61	1	2	0	64
Department of Minerals and Energy	90% are for accident reports. Others regarding waste hazard fire in Bellevue.	11	44	0	0	55
Department of Environmental Protection	Landclearing for farming. Development of land in environmentally sensitive areas. Concerns about potentially contaminated sites/premises. Project proposals. Premises' compliance with licencing conditions.	22	15	3	1	41
Fire and Emergency Services Authority	Fire investigation reports, causes of fire, environmental matters.	34	6	0	0	40
Main Roads Department	Land valuation reports and roads.	16	9	1	0	26
City of Swan	Neighbourhood disputes. Planning issues. Contracts/tenders.	7	16	0	0	23
Department of Contract and Management Services	Contracts/tenders.	0	12	8	1	21
Department of Transport	Consultants. Tenders. Boats. Jetties. Harbour. Surveys. Vehicle details.	4	13	2	0	19
City of Melville	Heathcote site redevelopment. Neighbourhood disputes. (One request was from a government agency.)	7	10	1	0	18
TOTAL		201	151	17	2	371

This page has been left blank intentionally.



**FREEDOM
OF INFORMATION**
ANNUAL REPORT 2000-2001

**REPORT ON
OPERATIONS**

LEGISLATION AND MISSION STATEMENT

The position of Information Commissioner is constituted under s.55(1) of the *Freedom of Information Act 1992* and the occupant is directly accountable to Parliament for the performance of statutory functions prescribed by the Act. I was appointed on 1 July 1993 and reappointed on 31 October 2000. The Attorney General is the Minister responsible for the legislation.

The main function of the position is to provide independent external review of agency decisions by dealing with complaints about decisions made by agencies under the Act. Other responsibilities, as prescribed by the Act, include:

- (i) ensuring that agencies are aware of their responsibilities under the Act [s.63(2)(d)];
- (ii) ensuring members of the public are aware of the Act and their rights under it [s.63(2)(e)];
- (iii) providing assistance to members of the public and agencies on matters relevant to the Act [s.63(2)(f)]; and
- (iv) recommending to Parliament legislative or administrative changes that could be made to help the objects of the Act be achieved [s.111(4)].

The Mission Statement and desired outcome reflect the functions and the broad ideals of openness, accountability and responsibility behind the FOI legislation.

MISSION

Public understanding and confidence in the decision-making process of government agencies through access to relevant information.

DESIRED OUTCOME

Access to documents and observance of processes in accordance with the *Freedom of Information Act 1992*.

The Office of the Information Commissioner provides an FOI complaint mechanism and advisory service which is independent, objective and fair, and which balances the competing needs of applicants, agencies and Parliament, subject to the requirements and processes prescribed in the Act. The Information Commissioner has a statutory duty to undertake these functions and the office accordingly has two outputs – Resolution of Complaints (External Review) and Advice and Awareness.

The following principles or values are part of the corporate philosophy of the office.

- Being accepted by participants as an independent and impartial review authority.
- Being recognised by agencies as a model of “best practice” for the FOI complaint review process.
- Serving as an example to agencies of accountability and responsibility.

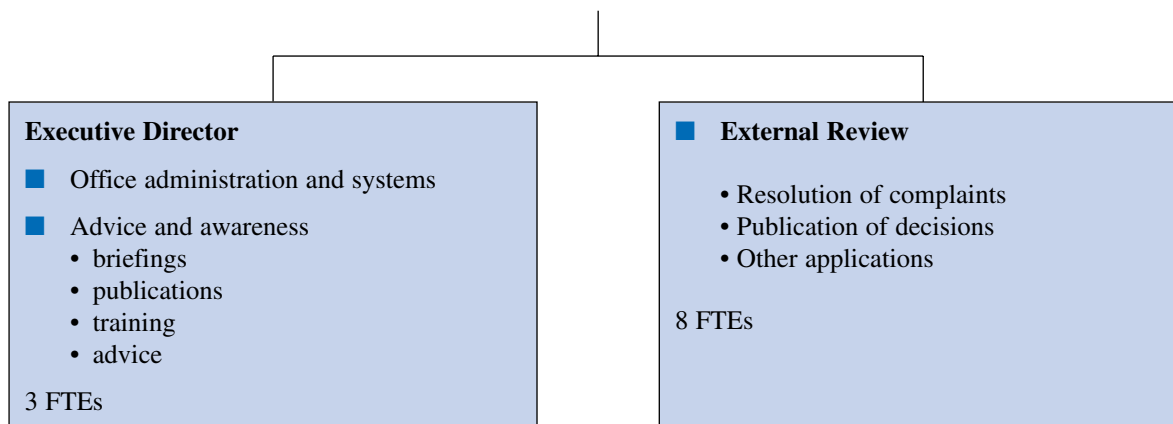


Back row L to R: Kim Bracknell, Information Services Manager; Tony Pruyn, Senior Investigations Officer; Vivien Hillyard, Investigations Officer; Rachel Crute, Legal Officer (Resarch & Investigations); Bruce Denham, Executive Director.

Front row L to R: Tim Kennedy, Senior Legal Officer; Grace Grandia, Advisory/Projects Officer; Michelle Painter, Administrative Assistant; Anne Marshall, Legal Officer (Investigations); Sylvie de Laroche, Personal Assistant.

OFFICE STRUCTURE

Information Commissioner



RELEVANT LEGISLATION

Freedom of Information Act 1992

Freedom of Information Regulations 1993

Freedom of Information Amendment Regulations 1994

ADDRESS

Level 21, Exchange Plaza

2 The Esplanade

Perth WA 6000

Tel: (08) 9220 7888; 1800 62 1244 (Toll free)

Fax: (08) 9325 2152

E-mail: info@foi.wa.gov.au

Home Page: <http://www.foi.wa.gov.au>

STAFF

Staff are appointed to assist me and new appointees must take an oath or affirmation, administered by me, prior to commencing their duties. The office is structured based on two separate outputs, which ensures that the independence and integrity of the external review process is maintained.

EXTERNAL REVIEW

The external review output deals with complaints lodged by access applicants and third parties against decisions made by agencies and certain other applications. It emphasises informal resolution processes such as negotiation and conciliation where appropriate, and includes determinative functions which may involve more formal processes. The review function is designed to be as speedy, accessible and informal as possible. A policy decision was made to avoid adopting too legalistic or technical an approach to external review, but at the same time, recognising that it is necessary and desirable to conform with statutory requirements, the principles of administrative law and acceptable standards of practice for merit review.

EXTERNAL REVIEW APPLICATIONS

A total of 165 applications for external review were received in 2000/2001 (279 in 1999/2000). Table 1 indicates the kinds of applications received.

**TABLE 1
APPLICATIONS RECEIVED BY
THE INFORMATION COMMISSIONER**

APPLICATIONS FOR EXTERNAL REVIEW	NUMBER
Complaints (including informal/invalid)	129
Section 66(4) Applications	8
Section 66(6) Applications	15
Section 66(4) & 66(6) Applications	2
Applications for Waiver of Requirement to Consult	6
Applications for Reduction of Time	2
Applications for Extension of Time	2
Other	1
TOTAL	165

COMPLAINTS

Complaints may be made in respect of an agency’s decision to:

- refuse access to documents;
 - give access to documents;
 - give access to edited copies of documents;
 - refuse to deal with access applications;
 - defer giving access to documents;
 - apply section 28 of the Act;
 - impose a charge or require the payment of a deposit;
- or
- not to amend personal information or make a notation as requested.

During the year, 129 such complaints were received, compared with 243 in 1999/2000. Table 2 indicates the number of complaints and the agencies concerned.

**TABLE 2
COMPLAINTS RECEIVED**

AGENCY	COMPLAINTS	INVALID/ INFORMAL	TOTAL
Agriculture Western Australia	5	0	5
Armadale, City of	1	0	1
Armadale Health Service	1	0	1
Attorney General	1	0	1
Bayswater, City of	1	0	1
Belmont, City of	1	0	1
Bentley Health Service	1	1	2
Busselton, Shire of	2	0	2
Channel 31 Community Television Pty Ltd	1	0	1
Contract and Management Services, Department of	1	0	1
Crown Solicitor’s Office	2	0	2
Curtin University of Technology	2	0	2
Eastern Metropolitan Regional Council	2	0	2
Education Department of Western Australia	3	0	3
Electoral Commission, Western Australian	1	0	1
Energy, Office of	0	1	1
Environmental Protection, Department of	1	0	1
Equal Opportunity Tribunal	0	1	1
Family and Children’s Services, Department for	1	0	1
Family Court of Western Australia	0	1	1

**TABLE 2 – continued
COMPLAINTS RECEIVED**

AGENCY	COMPLAINTS	INVALID/ INFORMAL	TOTAL
Fire and Emergency Services Authority	1	0	1
Fremantle, City of	1	0	1
Fremantle Hospital and Health Service	1	0	1
Geraldton, City of	1	0	1
Graylands Hospital	1	2	3
Health Department of Western Australia	3	0	3
Heritage Council of Western Australia, Office of the	1	0	1
Insurance Commission of Western Australia	2	0	2
Justice, Ministry of	1	2	3
Kalgoorlie-Boulder, City of	1	0	1
King Edward Memorial & Princess Margaret Hospitals	1	0	1
Land Administration, Department of	1	0	1
Local Government, Department of	3	1	4
Main Roads Department	1	0	1
Mandurah, City of	1	0	1
Medical Board of Western Australia	3	0	3
Melville, City of	0	1	1
Metropolitan Health Services Board	2	0	2
Minerals and Energy, Department of	1	0	1
Planning, Minister for	2	0	2
Planning, Ministry for	1	1	2
Public Trust Office	1	0	1
Peppermint Grove, Shire of	1	0	1
Perth Dental Hospital and Community Dental Services	1	0	1
Police Force of Western Australia	11	3	14
Potato Marketing Corporation, Western Australian	2	0	2
Premier and Cabinet, Ministry of the	4	0	4
Productivity & Labour Relations, Department of	2	0	2
Public Sector Standards Commissioner	1	0	1
RiskCover WA	0	1	1
Rottneet Island Authority	1	0	1
Royal Perth Hospital	1	0	1
Rural Adjustment and Finance Corporation	1	0	1
Serpentine-Jarrahdale, Shire of	2	0	2
Sir Charles Gairdner Hospital (QEII)	2	0	2
Sports Centre Trust, Western Australian	1	0	1
State Housing Commission, The (Ministry of Housing)	1	0	1
State Revenue Department	1	0	1
State Supply Commission	3	0	3

**TABLE 2 – continued
COMPLAINTS RECEIVED**

AGENCY	COMPLAINTS	INVALID/ INFORMAL	TOTAL
Stirling, City of	2	2	4
Swan, Shire of	0	1	1
Transport, Department of	1	0	1
Treasury Department	2	0	2
Trotting Association, Western Australian	1	1	2
University of Western Australia, The	3	0	3
Upper Great Southern Health Service	1	0	1
Valuer General's Office	1	0	1
Wanneroo, City of	1	0	1
Water and Rivers Commission	1	0	1
Water Corporation	3	1	4
WorkCover WA	1	0	1
TOTAL	109	20	129

(The outcome for complaints dealt with and finalised is detailed at Tables 5 and 6)

OTHER APPLICATIONS

The other applications fell into the following categories:

- by access applicants or third parties for acceptance of complaints out of time pursuant to section 66(4) or without internal review pursuant to section 66(6), or for both of these reasons;
- by agencies for waiver of the requirement to consult with third parties when processing an application, pursuant to section 35;
- by agencies for extension, or by access applicants for reduction, of the permitted period of 45 days within which an agency must deal with an application (s.13(4) and s.13(5)); and
- by agencies for Commissioner's certification to obliterate or remove information or to destroy a document, pursuant to section 48(3).

A detailed breakdown appears as Table 3.

**TABLE 3
OTHER APPLICATIONS RECEIVED**

AGENCY	OUT OF TIME S.66(4)	NO INTERNAL REVIEW S.66(6)	BOTH S.66(4) & (6)	WAIVER OF NEED TO CONSULT S.35	REDUCTION OF TIME S.13(4)	EXTENSION OF TIME S.13(5)	REQUEST FOR DESTRUCTION CERTIFICATE S.48
Aboriginal Affairs Department				1			
Agriculture Western Australia	1	1	1				
AGWEST Farm Business Development					1		
Belmont, City of	1	1					
Busselton, Shire of	1	1					
Curriculum Council				1			
Education Department of Western Australia						1	1
Geraldton, City of		1					
Graylands Hospital	1	1					
Health Department of Western Australia		1					
Justice, Ministry of				1			
Legal Practitioners Complaints Committee			1				
Main Roads Department	1						
Perth Market Authority		1					
Police Force of Western Australia	1	2					
Premier and Cabinet, Ministry of the		1		3		1	
Productivity and Labour Relations, Department of		1					
Public Trust Office		2					
Tourism Commission, Western Australian		1					
Training and Employment, Department of		1					
Water Corporation	1				1		
WorkCover WA	1						
TOTAL	8	15	2	6	2	2	1

EXTERNAL REVIEW OUTCOMES

A total of 189 applications were finalised during the year. Table 4 shows the types of applications dealt with.

**TABLE 4
APPLICATIONS DEALT WITH BY
THE INFORMATION COMMISSIONER**

TYPE OF APPLICATION	NUMBER FINALISED
Complaints (including informal/invalid)	154
Section 66(4) Application	8
Section 66(6) Application	15
Sections 66(4) & 66(6) Application	1
Application for Waiver of Requirement to Consult	6
Application for Reduction of Time	2
Application for Extension of Time	2
Other	1
TOTAL	189

Tables 5 and 6 show details of the outcomes of the matters dealt with during the year.

Of the 154 complaints dealt with, 61 were resolved by conciliation. A total of 58 complaints proceeded to a decision. Of those matters, the agency's decision was confirmed on 35 occasions; varied on 12 occasions; and set aside and substituted on 11 occasions.

In some cases, I will refer a complaint to *Advice and Awareness* staff in order that the parties may be advised further as to their respective rights and obligations under the Act, or to enable preliminary enquiries to be made. This procedure often leads to a successful resolution of the matters. There were 21 applications resolved in this manner.

Pursuant to section 67(1)(b) of the Act, I decided not to deal with 14 complaints on the ground that they were either misconceived or lacking in substance.

**TABLE 5
OUTCOME OF COMPLAINTS FINALISED**

AGENCY	CONCILIATED	PUBLISHED DECISION BY INFORMATION COMMISSIONER			DECLINED	RESOLVED BY ADVICE AND AWARENESS	TOTAL MATTERS FINALISED
		AGENCY DECISION CONFIRMED	AGENCY DECISION VARIED	AGENCY DECISION SET ASIDE AND SUBSTITUTED			
Agriculture Western Australia	4	1	1	1			7
Armadale, City of	1						1
Armadale Health Service		1					1
Attorney General					1		1
Bassendean, Town of	1						1
Bayswater, City of	1						1
Belmont, City of			1	1			2
Bentley Health Service	1	1				1	3
Building and Construction Industry Training Fund Board	1						1
Busselton, Shire of	2						2
Contract and Management Services, Department of		1					1
Crown Solicitor's Office	1	1					2
Curtin University of Technology	3			1			4
Eastern Metropolitan Regional Council					2		2
Education Department of Western Australia	2	1					3
Electoral Commission, Western Australian	1						1
Energy, Office of						1	1

TABLE 5 – continued
OUTCOME OF COMPLAINTS FINALISED

AGENCY	CONCILIATED	PUBLISHED DECISION BY INFORMATION COMMISSIONER			DECLINED	RESOLVED BY ADVICE AND AWARENESS	TOTAL MATTERS FINALISED
		AGENCY DECISION CONFIRMED	AGENCY DECISION VARIED	AGENCY DECISION SET ASIDE AND SUBSTITUTED			
Environmental Protection, Department of	1						1
Equal Opportunity Tribunal						1	1
Family and Children's Services, Department for		1					1
Family Court of Western Australia						1	1
Fire and Emergency Services Authority		1					1
Fremantle, City of	1						1
Fremantle Cemetery Board		1					1
Fremantle Hospital and Health Service					1		1
Fremantle Port Authority	1						1
Geraldton, City of	1						1
Gold Corporation		1					1
Graylands Hospital		2				2	4
Health Department of Western Australia	2						2
Housing, Ministry of			2				2
Insurance Commission of Western Australia		2					2
Justice, Ministry of	3					2	5
Kalgoorlie-Boulder, City of		1					1
King Edward Memorial & Princess Margaret Hospitals	1						1
Land Administration, Department of		1		2			3
Local Government, Department of	3					1	4
Main Roads Department	1					1	2
Mandurah, City of	1						1
Medical Board of Western Australia	2		1				3
Melville, City of						1	1
Metropolitan Health Services Board	2						2
Minerals and Energy, Department of	1						1
Murdoch University			1				1
Murray, Shire of	1						1
Perth, City of		1					1
Planning, Minister for	1	1					2
Planning, Ministry for				2		1	3

TABLE 5 – continued
OUTCOME OF COMPLAINTS FINALISED

AGENCY	CONCILIATED	PUBLISHED DECISION BY INFORMATION COMMISSIONER			DECLINED	RESOLVED BY ADVICE AND AWARENESS	TOTAL MATTERS FINALISED
		AGENCY DECISION CONFIRMED	AGENCY DECISION VARIED	AGENCY DECISION SET ASIDE AND SUBSTITUTED			
Perth Dental Hospital and Community Dental Services	1						1
Police Force of Western Australia	2	2	1	1	6	3	15
Potato Marketing Corporation, Western Australian	1						1
Premier and Cabinet, Ministry of the	1	3			1		5
Productivity & Labour Relations, Department of		2					2
Public Trust Office	1						1
Racing, Gaming and Liquor, Office of	1						1
Resources Development, Department of			4				4
RiskCover						1	1
Rottneest Island Authority	1						1
Royal Perth Hospital		1					1
Rural Adjustment and Finance Corporation					1		1
Serpentine-Jarrahdale, Shire of		1	1				2
Sir Charles Gairdner Hospital (QEII)	1			1			2
Sports Centre Trust, Western Australian		1					1
State Revenue Department		1					1
State Supply Commission	1	2					3
Stirling, City of	1	1				2	4
Swan, Shire of						1	1
Transport, Department of	1						1
Transport, Minister for				1			1
Treasury Department	3						3
Trotting Association, Western Australian						1	1
Upper Great Southern Health Service	1						1
Valuer General's Office	1						1
Wanneroo, City of	1						1
Water and Rivers Commission	1						1
Water Corporation	1	1			2	1	5
WorkCover WA	1						1
Works, Minister for		1					1
WorkSafe Western Australia		1		1			2
TOTAL	61	35	12	11	14	21	154

Note: See the following table – one formal decision may close more than one complaint.

**TABLE 6
PUBLISHED DECISIONS**

DECISION NUMBER	COMPLAINANT	RESPONDENT	DECISION DATE
D0342000	Geoffrey Raymond MORAN	Minister for Works; Services	10/7/2000
D0352000	Jinda TUINAPHIANG	Gold Corporation	10/7/2000
D0362000	"E"	Graylands Selby-Lemnos & Special Care Health Services	10/7/2000
D0372000	Peter Joseph EICHNER	Bentley Health Service	13/7/2000
D0382000	"F"	Graylands Selby-Lemnos & Special Care Health Services	19/7/2000
D0392000	Judith Mary EDWARDS	Minister for Transport	20/7/2000
D0402000	Kerry WHITE	Water Corporation	21/7/2000
D0412000	Ross Francis HERBERT	Ministry of Housing	21/7/2000
D0422000	Michael James RYAN	City of Belmont	21/7/2000
D0432000	Burswood Nominees P/L	Worksafe Western Australia	4/8/2000
D0442000	WA Posters P/L	City of Perth	28/8/2000
D0452000	Karen COULSON	WorkSafe Western Australia	28/8/2000
D0462000	Peter de WAAL	Ministry of the Premier and Cabinet	28/8/2000
D0472000	Donald Euan ROBERTSON	Curtin University of Technology	29/8/2000
D0482000	QMS Certification Services	Department of Land Administration and Quality Assurance Services	5/9/2000
D0492000	Raymond James STEWART	Fremantle Cemetery Board	21/9/2000
D0502000	Philip John MCCAMEY	Royal Perth Hospital	12/10/2000
D0512000*	Kimberley Diamond Company NL	Department of Resources Development and Argyle Diamond Mines P/L	16/10/2000
D0522000	"G"	Department for Family and Children's Services	16/10/2000
D0532000	Grace Evelyn BARRETT	Agriculture Western Australia	18/10/2000
D0542000	Ljiljana Maria RAVLICH	State Supply Commission	24/10/2000
D0552000	Michael James RYAN	City of Belmont	27/10/2000
D0562000*	Wayne Stewart MARTIN	Ministry for Planning and Department of Land Administration	1/11/2000
D0572000	Graham Thomas GIFFARD	State Supply Commission	3/11/2000
D0582000	Ljiljana Maria RAVLICH	Department of Productivity and Labour Relations	8/11/2000
D0592000	"H"	Shire of Serpentine-Jarrahdale	13/11/2000
D0602000	Alfred Robert Arthur CAMPBELL	Police Force of Western Australia	14/11/2000
D0612000	Ljiljana Maria RAVLICH	Department of Contract and Management Services	21/11/2000
D0622000	Michael James BUTCHER	Agriculture Western Australia	22/11/2000
D0632000*	Kimberley Diamond Company NL	Department of Resources Development and Argyle Diamond Mines Pty Ltd	28/11/2000
D0642000	Martin Phillip HOLMES	Police Force of Western Australia	1/12/2000
D0652000	Kenneth Adrian DUCKER	Education Department of Western Australia	11/12/2000
D0012001	National Tertiary Education Union (Murdoch Branch)	Murdoch University and Others	2/1/2001
D0022001	Avon Valley Environmental Society Inc.	Agriculture Western Australia and Others	4/1/2001
D0032001	David Robert CUMMING	City of Stirling	5/1/2001

TABLE 6 – continued
PUBLISHED DECISIONS

DECISION NUMBER	COMPLAINANT	RESPONDENT	DECISION DATE
D0042001	Greg Rowe and Associates	Minister for Planning and Alannah Joan Geraldine MACTIERNAN	18/1/2001
D0052001	Neil Robert WINZER	Insurance Commission of Western Australia	19/1/2001
D0062001	Alfred Robert Arthur CAMPBELL	Ministry of the Premier and Cabinet	19/1/2001
D0072001	Peter Gilbert REYNOLDS	Ministry of Justice (Crown Solicitor's Office)	23/1/2001
D0082001	Robert Tony IRVIN	Department of Productivity and Labour Relations	25/1/2001
D0092001	Keith Raymond WALL	Insurance Commission of Western Australia	30/1/2001
D0102001	Peter de WAAL	Ministry of the Premier and Cabinet	30/1/2001
D0112001	Nathaniel ROBERTSON	Police Force of Western Australia	14/2/2001
D0122001	Christine Mary NIELD	Shire of Serpentine-Jarrahdale	28/2/2001
D0132001	Ernest Eric STRAHAN	Western Australian Sports Centre Trust	16/3/2001
D0142001	Shire of Mundaring	Ministry for Planning	28/3/2001
D0152001	William Brian ROBINSON	Fire and Emergency Services Authority of Western Australia	2/4/2001
D0162001	"L"	Armadale Health Service	12/4/2001
D0172001	Theresa May O'MALLEY	Police Force of Western Australia	30/4/2001
D0182001	Suzanne Marie SMITH	Ministry of Housing	7/5/2001
D0192001	William Daly REED	Sir Charles Gairdner Hospital and Craig BENNETT	22/5/2001
D0202001	Ladislav KOCHMAN	The Medical Board of Western Australia	5/6/2001
D0212001	The MACRI Family Trust & Spindrifters Resorts (WA) Pty Ltd	Department of Land Administration	18/6/2001
D0222001	Zel Nominees P/L Venetian Nominees P/L Galveston P/L Mine Exc P/L Robinswood P/L Grangefield Holdings P/L	State Revenue Department	26/6/2001
D0232001	Terry and Karen LAVERTY	City of Kalgoorlie-Boulder	29/6/2001

* Decisions numbered D0512000, D0562000 & D0632000 each decided two complaints because where more than one complaint concerns the same parties and documents and similar issues, they may be dealt with in one decision.

• All published decisions are available on our web site at <http://www.foi.wa.gov.au>

OTHER MATTERS

There were 35 other applications finalised this year and these, together with the outcomes, are shown in Table 7.

**TABLE 7
OUTCOME OF OTHER MATTERS FINALISED**

AGENCY	Extension of Time		Reduction of Time	S.66(4)			S.66(6)				S.66(4) & (6)		Waiver of Need to Consult			Other Matters	Total Matters Finalised
	Allowed	Withdrawn	Conciliated	Allowed	Withdrawn	Refused	Allowed	Withdrawn	Conciliated	Refused	Conciliated	Approved	Denied	Withdrawn			
Aboriginal Affairs Department														1		1	
Agriculture Western Australia						1	1			1						3	
AGWEST Farm Business Development			1													1	
Belmont, City of				1				1								2	
Busselton, Shire of						1	1									2	
Curriculum Council												1				1	
Education Department of Western Australia		1													1	2	
Geraldton, City of									1							1	
Graylands Hospital						1				1						2	
Health Department of Western Australia								1								1	
Justice, Ministry of											1					1	
Main Roads Department						1										1	
Perth Market Authority								1								1	
Police Force of Western Australia						1				2						3	
Premier and Cabinet, Ministry of the	1							1			1	2				5	
Productivity and Labour Relations, Department of										1						1	
Public Trust Office								1	1							2	
Tourism Commission, Western Australian										1						1	
Training and Employment, Department of								1								1	
Water Corporation			1		1											2	
WorkCover Western Australia				1												1	
TOTAL	1	1	2	1	1	6	2	6	3	4	1	2	1	3	1	35	

APPEALS TO THE SUPREME COURT

One appeal was filed with the Supreme Court during the year and determined by the Supreme Court of Western Australia in November 2000. In *Minister for Transport v Edwards* [2000] WASCA 349, the Supreme Court dismissed the Minister's appeal against my decision that the access provisions of the *Freedom of Information Act 1992* applied to documents in the possession or under the control of the Minister. The Court upheld my decision that 3 documents which were in the possession of the Minister (being documents relating to Westrail's Sleeper Procurement Policy and Westrail's use of timber sleepers) copies of which had been annexed to a Cabinet Submission, were "documents of an agency" within the meaning of the FOI Act.

In addition, the Supreme Court of Western Australia dealt with a Case Stated for the opinion of the Court on a question of law. The matter arose from two applications for external review lodged with me against decisions made by the Ministry of Justice to refuse access to documents. I referred a question of law to the Supreme Court, pursuant to s.78 of the *Freedom of Information Act 1992* and asked the Supreme Court to determine whether copies of certain documents which were held by the Ministry of Justice, but which originated from the Parole Board of Western Australia (an exempt agency) and which were under the control of the Parole Board were "documents in the possession or control" of the Ministry of Justice.

The Supreme Court determined that the degree of control which the Ministry was able to exercise over the documents, together with the Ministry's physical holding of the files on its premises were sufficient to constitute the documents as being documents in the possession of an agency for the purposes of clause 4(1) of the Glossary in Schedule 2 to the FOI Act. *Information Commissioner for Western Australia v Ministry of Justice* [2001] WASC 3.

There were two other appeals lodged during 1999/2000 on questions of law arising out of the following decisions by me:

Re Buddhist Society of WA (Inc) and Main Roads Department and BGC Contracting Pty Ltd [1999] WAICmr 38; the appeal was discontinued by the appellant (the third party, BGC Contracting Pty Ltd) during the year.

The University of Western Australia and Water Corporation [2000] WAICmr 31. As at 30 June 2001, this appeal had still not been listed for hearing by the Supreme Court.

2000/2001 EXTERNAL REVIEW TARGETS AND OUTCOMES

TABLE 8

	TARGET	OUTCOME
Applications (estimated and resolved)	270*	189
Satisfaction with review process	87%	92%
Average days to finalise matters	42	38
Cost per application	\$3,552	\$5,322

* 165 actually received, see Table 1. The forecast figure of 270 was an estimate based upon the previous year.

ADVICE AND AWARENESS

The *Advice and Awareness* output is administered by the Executive Director by way of a formal delegation. Applicants and agencies are provided assistance in exercising their respective rights and obligations and follow the correct processes for dealing with an application under the FOI Act. Policy development within agencies is encouraged so that the obligations placed on agencies by the FOI Act minimise the impact on their day-to-day operations. Many potential disputes are resolved informally with assistance provided by this output.

The output undertakes functions on my behalf, as follows:

- training courses for agency staff;
- the development of targeted workshops/seminars;
- provision of assistance, briefings and advice to agencies on the processes required by the FOI Act;
- visits to country regions;
- visits to and meetings with agencies or applicants in order to assist in resolving difficulties being experienced in dealing with FOI requests;
- enquiries and requests for comment from the media;
- briefings to community groups;
- production of articles providing advice and guidance on the workings of the FOI Act;
- distribution of brochures to assist applicants;
- answering enquiries by e-mail, telephone or at the counter on a daily basis;
- dealing with general correspondence;
- maintenance of statistical data and other information to assist the Information Commissioner in reporting to Parliament; and
- executive support for me including matters relating to the management and funding of the office.

BRIEFINGS TO GOVERNMENT AGENCIES, COMMUNITY ORGANISATIONS AND OCCUPATIONAL GROUPS

The Office is proactive in raising the awareness and understanding of the procedures and processes prescribed by the FOI Act. Apart from requests received for training or assistance, needs in the public sector are identified from a survey of agencies. Due to staff turnover, there is a periodic need by agencies for new staff to be briefed on the FOI process and their obligations. This is done by conducting special forums, briefings, seminars, or presentations to FOI Coordinators and decision-makers. Proceedings are conducted on an informal and interactive basis allowing for immediate response to questions and clarification of issues concerning FOI procedures and practices. The office provides a speaker in response to an invitation from any organisation requiring an explanation of the FOI process.

“FOI Processes and Decision-making Requirements”

Regular seminars are conducted to assist staff in agencies who require a “revision course” to ensure their skills and knowledge of the FOI process are up to date and of a high standard. The first of this type of briefing was held on 14 February 2001, at the Town of Victoria Park and was attended by FOI Coordinators and decision-makers from local government agencies in the metropolitan area. The second briefing was conducted at the City of Mandurah on 20 February 2001, and officers from neighbouring councils also attended. On 15 March 2001, the third briefing was conducted at the Office of the Information Commissioner and this session targeted the needs of State government agencies rather than local government. A final briefing was held on 9 May 2001, at the Shire of Harvey for officers of local government agencies in the region. The content includes reference to relevant decisions and interpretations by the Information Commissioner. These briefings were well received and provided officers the opportunity to clarify any issues of concern in dealing with FOI requests, as well as establish personal contact with staff of the Commissioner’s office who may be contacted for advice in the future.

Seminar on “Dealing With Large Applications”

On 4 April 2001, sixty FOI Coordinators and decision-makers from various State and local government agencies attended a seminar presented by the Advice and Awareness staff on “*Dealing with Large Applications*”, which covered available options, assisting applicants and procedures to be followed. Extensive detail was provided on the obligations placed on agencies to assist applicants as well as the process required to be followed should an agency eventually refuse to deal with an application.

This seminar provides vital detail on the recommended steps to follow so that large requests are not accepted, emphasising the need to liaise with applicants and agree on the scope of the documents which will meet the applicants needs. This ensures that agency resources are not diverted unnecessarily away from core business.

Joint Commonwealth and Western Australian FOI Practitioner’s Forum

The forum was arranged in conjunction with Ms Madeline Campbell, Senior Government Solicitor, from the Australian Government Solicitor’s Office. More than ninety officers from Commonwealth, State and local government agencies attended briefings by me and Ms Campbell on recent significant Federal and State Supreme Court decisions on FOI matters. The forum was well received as it gave the participants the opportunity to hear in detail the implications of those particular decisions.

During the year over 800 participants attended a wide range of briefings, seminars and presentations and these are listed in the table on the following page.

**TABLE 9
BRIEFINGS, SEMINARS AND WORKSHOPS CONDUCTED**

DATE	AUDIENCE
5 July 2000	Staff of the Minister for Family & Children's Services and Department of Commerce & Trade
20 July 2000	City of Bunbury Staff
25 July 2000	Nyandi Prison Guests
3 August 2000	Western Australian Museum Staff
18 August 2000	Department of Training and Employment Staff
22 August 2000	Soroptimist International of Joondalup Members
28 August 2000	Participants at the FOI Coordinators Training Course
11 September 2000	Murdoch University Students
12 October 2000	Liscia & Tavelli, Legal Consultants of the Medical Board
27 October 2000	Aboriginal Affairs Department Staff
17 November 2000	Participants at the FOI Coordinators Training Course
4 December 2000	Staff of the Minister For Works; Services; Citizenship & Multicultural Interests
8 February 2001	Legal Aid Commission Staff
14 February 2001	Staff from a range of Local Government Authorities – held at Town of Victoria Park
20 February 2001	City of Mandurah Staff
23 February 2001	Swan Valley Child & Adolescent Mental Health Service Staff
2 March 2001	Department of Resources Development Staff
2 March 2001	Participants at the FOI Coordinators Training Course
6 March 2001	Department of Resources Development Staff
7 March 2001	Murdoch University Students
8 March 2001	Office of Health Review Staff
15 March 2001	Staff of a range of State Government Agencies
4 April 2001	FOI Co-ordinators and Decision-Makers from various State and Local Government Agencies
20 April 2001	Staff of the Minister for Planning
1 May 2001	Office of Energy Staff
8 May 2001	Department of Resources Development Staff
9 May 2001	Liberal Party Staff
9 May 2001	Staff from a range of Local Government Authorities – held at Shire of Harvey
18 May 2001	State Executive of the Education Department
29 May 2001	Department of Transport – Marine Safety Directorate Staff
6 June 2001	Lakelands Senior High School Students
15 June 2001	Joint Commonwealth and Western Australian FOI Practitioner's Forum

PUBLICATIONS AND USE OF ELECTRONIC FACILITIES

Our web site (<http://www.foi.wa.gov.au>) is a frequently used communication tool and a source of information on FOI. Documents provided on the web site include: the *Freedom of Information Act 1992*; *Freedom of Information Regulations 1993, 1994*; copies of published decisions; the Annual Report (PDF and HTML formats); presentations and speeches; brochures; articles giving guidance on FOI processes; and more.

E-mail is utilised extensively by the Office where possible and data such as annual statistics from agencies and responses from participants for surveys of satisfaction levels is also obtained through this medium where possible.

Hard copies of all publications are available and distributed on request.

2000/2001 ADVICE AND AWARENESS TARGETS AND OUTCOMES

TABLE 10

	TARGET	OUTCOME
Number of applications	5500	6509
Client satisfaction with services	98%	(a)
Timeliness of return phone calls	same day	same day
Response time to written enquiries	2 days	1-2 days
Cost per application	\$75	\$67

(a) Since the commencement of the FOI Act surveys have been administered annually to all state and local government agencies. The trend has indicated a consistently high level of satisfaction with the advisory services provided by the office, so in order to reduce the burden on agencies the survey will now be conducted every 2 years.

ADMINISTRATION

The functions required of the Information Commissioner have resulted in the development and delivery of a range of services to the public, agencies and Parliament:

- dispute resolution
- advice about the FOI Act and procedures
- copies of decisions made by the Information Commissioner
- access to agency Information Statements
- distribution of awareness raising and educational material
- talks and information sessions for community groups
- free call telephone line for country callers
- web site at <http://www.foi.wa.gov.au>
- telephone advisory service
- FOI training sessions
- specifically tailored meetings or advisory sessions for agencies
- advice and assistance to Members of Parliament and their electorate office staff regarding the FOI process
- Annual Report on the workings of the legislation

The Office has published its Customer Service Charter and Code of Conduct, which all staff are required to observe. Copies are available on request.

Performance Standards have been established to ensure that all staff undertake their duties in a manner that is a credit to the professional and independent status of the Office.

STAFF CHANGES

During the year there were two resignations; Ms D Wookey, Principal Solicitor left to take up a position as Assistant Ombudsman (W.A.), and Ms S Thomas moved to a position providing child care in the private sector.

SUPPORT SERVICES

Corporate service support, consisting of financial and human resources services including workplace safety, disability services, equal employment and language services when required, is provided by the Ministry of Justice under a service agreement. Due to the small size of the office, human resource reporting requirements are met by the Ministry. The assistance provided by relevant staff of the Ministry is acknowledged and appreciated.

COMPLIANCE WITH OTHER ACTS

The office complies with all legislative requirements and associated reporting requirements, including the Occupational Health Safety and Welfare Act 1984. No health or safety issues arose for attention and there were no lost time incidents or workers' compensation claims.

There was no expenditure incurred on advertising, market research polling, direct mail or media advertising activities during the year.



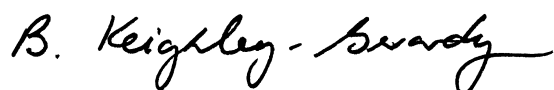
**FREEDOM
OF INFORMATION**

ANNUAL REPORT 2000-2001

**KEY PERFORMANCE
INDICATORS**

OFFICE OF THE INFORMATION COMMISSIONER
CERTIFICATION OF PERFORMANCE INDICATORS

The performance indicators which follow have been prepared based on proper records and fairly represent the performance of the Office of the Information Commissioner for the year ended 30 June 2001.



B. KEIGHLEY-GERARDY
INFORMATION COMMISSIONER
14 August 2001

KEY PERFORMANCE INDICATORS 2000/2001

■ **DESIRED OUTCOME:** Access to documents and observance of processes in accordance with the *Freedom of Information Act 1992* (the Act).

■ **DESCRIPTION:** The Office of the Information Commissioner provides a freedom of information (FOI) complaint mechanism and advisory service which is independent, objective and fair; and which balances the competing needs of applicants, agencies and Parliament, subject to the requirements and processes prescribed in the Act. The Information Commissioner has a statutory duty to undertake these functions and the office accordingly has two outputs – Output 1: Resolution of Complaints and Output 2: Freedom of Information Advice and Awareness.

When dealing with disputes, the objective is to avoid being unduly legalistic or formal in the way proceedings are conducted, which is the intent of the legislation. The preferred outcome is to achieve resolution by way of conciliation between the

parties. When conciliation cannot be achieved, the Information Commissioner is required to make a determination by publishing a written decision with reasons.

Advice and Awareness activities also emphasise the spirit of the legislation and, wherever possible, agencies are either encouraged to release information outside the FOI process or, where necessary, follow the correct processes for dealing with an application under the Act. Policy development within agencies is encouraged so that the obligations placed on agencies under the Act have minimal effect on their day-to-day operations. Many potential disputes are also resolved informally with assistance from the office.

Therefore, the performance indicators of the office reflect the satisfaction of parties who utilise the services of the office, show the extent to which conciliation is achieved and measure efficiency by relating workload to costs.

EFFECTIVENESS

		1997	1998	1999	2000	2001
Satisfaction of parties with the external review process	Target	–	–	90%	88%	87%
	Outcome	85%	88%	88%	86%	92%

A survey of all 240 participants in the external review process was administered and 60% (143) responded by returning a completed questionnaire. The survey is administered immediately following finalisation of each review. The indicator shows the level of satisfaction with the review process, including the professionalism of our staff; the extent to which feedback was provided as matters proceeded; and the extent to which parties were given the opportunity to have input. The survey seeks the participant's views on whether there was an independent, objective and fair hearing with an emphasis on user-friendly processes which met their needs. Relative Standard Error for 2001 data is $\pm 5.21\%$ at 95% level of satisfaction.

		1997	1998	1999	2000	2001
Satisfaction of agencies with advice and guidance provided	Target	–	–	100%	98%	98%
	Outcome	100%	97%	98%	98%	(a)

(a) Survey will now be conducted every 2 years.

There is a range of advisory services encompassing publications, advice on request, Internet based services, briefings and workshops and formal presentations to agencies. Since the commencement of the FOI Act, surveys have been administered annually to all state and local government agencies. The trend has indicated a consistently high level of satisfaction with the advisory services provided by the office, so in order to reduce the burden on agencies, the survey will now be conducted biennially.

		1997	1998	1999	2000	2001
The extent to which applications for external review were resolved by conciliation		72%	75%	80%	70%	61%

KEY PERFORMANCE INDICATORS continued

Conciliation is the Information Commissioner's preferred method of dispute resolution where possible, provided undue delay does not occur. This indicator shows the extent to which a conciliated outcome is achieved. The measure shows the percentage of cases where a complainant and other involved parties are satisfied with the conciliated result, and thus do not require a formal determination to be issued by the Information Commissioner. A conciliated outcome has the benefit of avoiding an unduly legalistic approach and minimises the number of formal decisions which are required to be prepared and published by the Information Commissioner, thus minimising costs. The variation in the conciliation rate reflects the increase in complexity of complaints being made to the Information Commissioner and the extent to which parties seek a formal ruling.

EFFICIENCY

Output 1: Resolution of Complaints

		1997	1998	1999	2000	2001
Average cost of external reviews finalised	Budget	–	–	\$4605	\$5044	\$3552
	Actual	\$3321	\$4800	\$4992	\$3380	\$5321

This reflects the costs incurred in resolving complaints, which is reported in more detail in the annual report and in the WA Government annual budget statements for the Consolidated Fund. The variation in the actual and budget average cost is due to a decline in the number of applications for external review received this year.

Output 2: Advice and Awareness Services

		1997	1998	1999	2000	2001
Average cost of advice and awareness per application lodged	Budget	–	–	\$75	\$86	\$75
	Actual	\$86	\$81	\$68	\$71	\$68

This indicator shows the average cost of advice and awareness services, for each application lodged with agencies across the public sector. Further detail about this output is also provided in the annual report and the published budget statements for the Consolidated Fund. The variation between the budgeted and actual figures can be attributed to both an increase in the number of applications received by agencies and the success of the *Advice and Awareness* sub-program in promoting FOI within the wider community.



AUDITOR GENERAL

To the Parliament of Western Australia

**OFFICE OF THE INFORMATION COMMISSIONER
PERFORMANCE INDICATORS FOR THE YEAR ENDED JUNE 30, 2001**

Scope

I have audited the key effectiveness and efficiency performance indicators of the Office of the Information Commissioner for the year ended June 30, 2001 under the provisions of the Financial Administration and Audit Act 1985.

The Information Commissioner is responsible for developing and maintaining proper records and systems for preparing and presenting performance indicators. I have conducted an audit of the key performance indicators in order to express an opinion on them to the Parliament as required by the Act. No opinion is expressed on the output measures of quantity, quality, timeliness and cost.

My audit was performed in accordance with section 79 of the Act to form an opinion based on a reasonable level of assurance. The audit procedures included examining, on a test basis, evidence supporting the amounts and other disclosures in the performance indicators, and assessing the relevance and appropriateness of the performance indicators in assisting users to assess the Office's performance. These procedures have been undertaken to form an opinion as to whether, in all material respects, the performance indicators are relevant and appropriate having regard to their purpose and fairly represent the indicated performance.

The audit opinion expressed below has been formed on the above basis.

Audit Opinion

In my opinion, the key effectiveness and efficiency performance indicators of the Office of the Information Commissioner are relevant and appropriate for assisting users to assess the Office's performance and fairly represent the indicated performance for the year ended June 30, 2001.

A handwritten signature in black ink, appearing to read 'K O O'NEIL'.

K O O'NEIL
ACTING AUDITOR GENERAL
October 12, 2001

This page has been left blank intentionally.



**FREEDOM
OF INFORMATION**

ANNUAL REPORT 2000-2001

**FINANCIAL
STATEMENTS**

OFFICE OF THE INFORMATION COMMISSIONER

CERTIFICATION OF FINANCIAL STATEMENTS

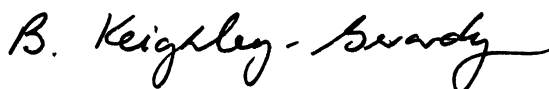
The accompanying financial statements of the Office of the Information Commissioner have been prepared in compliance with the provisions of the *Financial Administration and Audit Act 1985* from proper accounts and records to present fairly the financial transactions for the financial year ending 30 June 2001 and the financial position as at 30 June 2001.

At the date of signing we are not aware of any circumstances which would render the particulars included in the financial statements misleading or inaccurate.



Peter King
DIRECTOR, FINANCIAL MANAGEMENT
Principal Accounting Officer

Date: 14 August 2001



Bronwyn Keighley-Gerardy
INFORMATION COMMISSIONER
Accountable Officer

Date: 14 August 2001



AUDITOR GENERAL

To the Parliament of Western Australia

OFFICE OF THE INFORMATION COMMISSIONER FINANCIAL STATEMENTS FOR THE YEAR ENDED JUNE 30, 2001

Scope

I have audited the accounts and financial statements of the Office of the Information Commissioner for the year ended June 30, 2001 under the provisions of the Financial Administration and Audit Act 1985.

The Information Commissioner is responsible for keeping proper accounts and maintaining adequate systems of internal control, preparing and presenting the financial statements, and complying with the Act and other relevant written law. The primary responsibility for the detection, investigation and prevention of irregularities rests with the Information Commissioner.

My audit was performed in accordance with section 79 of the Act to form an opinion based on a reasonable level of assurance. The audit procedures included examining, on a test basis, the controls exercised by the Office to ensure financial regularity in accordance with legislative provisions, evidence to provide reasonable assurance that the amounts and other disclosures in the financial statements are free of material misstatement and the evaluation of accounting policies and significant accounting estimates. These procedures have been undertaken to form an opinion as to whether, in all material respects, the financial statements are presented fairly in accordance with Accounting Standards, other mandatory professional reporting requirements and the Treasurer's Instructions so as to present a view which is consistent with my understanding of the Office's financial position, the results of its operations and its cash flows.

The audit opinion expressed below has been formed on the above basis.

Audit Opinion

In my opinion,

- (i) the controls exercised by the Office of the Information Commissioner provide reasonable assurance that the receipt and expenditure of moneys and the acquisition and disposal of property and the incurring of liabilities have been in accordance with legislative provisions; and
- (ii) the Statement of Financial Performance, Statement of Financial Position, Statement of Cash Flows, Output Schedule of Expenses and Revenues and Summary of Consolidated Fund Appropriations and Revenue Estimates and the Notes to and forming part of the financial statements are based on proper accounts and present fairly in accordance with applicable Accounting Standards, other mandatory professional reporting requirements and the Treasurer's Instructions, the financial position of the Office at June 30, 2001 and the results of its operations and its cash flows for the year then ended.

K O O'NEIL
ACTING AUDITOR GENERAL
October 12, 2001

OFFICE OF THE INFORMATION COMMISSIONER

Statement of Financial Performance*for the year ended 30 June 2001*

	Note	2000-01 \$	1999-2000 \$
COST OF SERVICES			
Expenses from ordinary activities			
Employee expenses	4	1,146,063	1,053,789
Supplies and services	5	113,575	113,480
Depreciation expense	6	30,941	41,721
Accommodation expenses	7	69,966	73,130
Other expenses from ordinary activities	8	85,651	95,583
Total cost of services		1,446,196	1,377,703
Revenues from ordinary activities			
Net profit on disposal of non-current assets	9	–	1,500
Other revenues from ordinary activities	10	5,277	4,457
Total revenues from ordinary activities		5,277	5,957
Net cost of services		1,440,919	1,371,746
REVENUES FROM GOVERNMENT	11		
Appropriations		1,223,000	1,209,000
Resources received free of charge		42,834	49,293
Liabilities assumed by the Treasurer		178,902	83,986
Total revenues from Government		1,444,736	1,342,279
TOTAL CHANGES IN EQUITY OTHER THAN THOSE RESULTING FROM TRANSACTIONS WITH OWNERS AS OWNERS		3,817	(29,467)

OFFICE OF THE INFORMATION COMMISSIONER

Statement of Financial Position*as at 30 June 2001*

	Note	2000-01 \$	1999-2000 \$
CURRENT ASSETS			
Cash assets	12	24,632	61,120
Restricted cash assets	13	21,265	18,399
Receivables	14	9,845	–
Other assets	15	14,552	4,743
Total current assets		70,294	84,262
NON-CURRENT ASSETS			
Property, plant, equipment and vehicles	16	45,334	59,033
Total non-current assets		45,334	59,033
Total assets		115,628	143,295
CURRENT LIABILITIES			
Payables	17	21,947	18,171
Provisions	18	59,729	73,517
Other liabilities	19	18,316	19,325
Total current liabilities		99,992	111,013
NON-CURRENT LIABILITIES			
Provisions	18	57,110	77,573
Total non-current liabilities		57,110	77,573
Total liabilities		157,102	188,586
EQUITY			
Accumulated surplus / (deficiency)	20	(41,474)	(45,291)
Total equity / (equity deficit)		(41,474)	(45,291)
Total liabilities and equity		115,628	143,295

OFFICE OF THE INFORMATION COMMISSIONER

Statement of Cash Flows*for the year ended 30 June 2001*

	Note	2000-01 \$ Inflows (Outflows)	1999-2000 \$ Inflows (Outflows)
CASH FLOWS FROM GOVERNMENT			
Recurrent appropriations		1,198,000	1,179,000
Capital appropriations		25,000	30,000
Net cash provided by Government		1,223,000	1,209,000
Utilised as follows:			
CASH FLOWS FROM OPERATING ACTIVITIES			
Payments			
Payments to suppliers and employees		(1,234,812)	(1,136,672)
GST payments		(29,756)	–
Receipts			
Receipts from services		5,277	4,457
GST receipts		19,911	–
Net cash (used in) / from operating activities	21(b)	(1,239,380)	(1,132,215)
CASH FLOWS FROM INVESTING ACTIVITIES			
Payments for purchase of non-current assets		(17,242)	(32,746)
Proceeds from sale of non-current assets		–	1,500
Net cash (used in) / from investing activities		(17,242)	(31,246)
Net increase in cash held		(33,622)	45,539
Cash at the beginning of the reporting period		79,519	33,980
Cash at the end of the reporting period	21(a)	45,897	79,519

OFFICE OF THE INFORMATION COMMISSIONER
Output Schedule of Expenses and Revenues
for the year ended 30 June 2001

	Complaint Resolution		Advice & Awareness		TOTAL	
	2000-01 \$	1999-2000 \$	2000-01 \$	1999-2000 \$	2000-01 \$	1999-2000 \$
COST OF SERVICES						
Expenses from ordinary activities						
Employee expenses	802,932	771,389	343,131	282,400	1,146,063	1,053,789
Supplies and services	82,172	65,535	31,403	47,945	113,575	113,480
Depreciation expense	21,473	24,095	9,468	17,626	30,941	41,721
Accommodation expenses	46,961	48,763	23,005	24,367	69,966	73,130
Other expenses from ordinary activities	52,239	51,227	33,412	44,356	85,651	95,583
Total cost of services	1,005,777	961,009	440,419	416,694	1,446,196	1,377,703
Revenues from ordinary activities						
Net profit on disposal of non-current assets	–	866	–	634	–	1,500
Other revenues from ordinary activities	5,277	4,457	–	–	5,277	4,457
Total revenues from ordinary activities	5,277	5,323	–	634	5,277	5,957
Net cost of services	1,000,500	955,686	440,419	416,060	1,440,919	1,371,746
REVENUES FROM GOVERNMENT						
Appropriations	855,487	855,120	367,513	353,880	1,223,000	1,209,000
Resources received free of charge	30,990	28,552	11,844	20,741	42,834	49,293
Liabilities assumed by the Treasurer	125,339	61,479	53,563	22,507	178,902	83,986
Total revenues from Government	1,011,816	945,151	432,920	397,128	1,444,736	1,342,279
TOTAL CHANGES IN EQUITY OTHER THAN THOSE RESULTING FROM TRANSACTIONS WITH OWNERS AS OWNERS	11,316	(10,555)	(7,499)	(18,932)	3,817	(29,467)

OFFICE OF THE INFORMATION COMMISSIONER
Summary of Consolidated Fund Appropriations and Revenue Estimates
for the year ended 30 June 2001

	Estimate \$	2000-01 Actual \$	Variation \$	Estimate \$	1999-2000 Actual \$	Variation \$
Details of Appropriation Items and Expenditure Authorised by Other Statutes						
RECURRENT						
Amount required to fund outputs for the year		1,038,188	(1,812)	1,017,000	1,030,957	13,957
Less Revenue Retained – Section 23A Financial Administration and Audit Act	26,000	25,188	(812)	3,000	5,957	2,957
Item 97 Amount provided to fund outputs for the year	1,014,000	1,013,000	(1,000)	1,014,000	1,025,000	11,000
Amount Authorised by Other Statutes						
Freedom of Information Act 1992	185,000	185,000	–	120,000	154,000	34,000
Total Recurrent Services	1,199,000	1,198,000	(1,000)	1,134,000	1,179,000	45,000
CAPITAL						
Item 178 Amount provided for Capital Services for the year	25,000	25,000	–	30,000	30,000	–
Grand Total	1,224,000	1,223,000	(1,000)	1,164,000	1,209,000	45,000
Details of Expenditure						
RECURRENT						
Outputs						
Output 1 – Review and Complaint Resolution	857,000	877,864	20,864	797,000	824,859	27,859
Output 2 – Advice and Awareness	368,000	387,070	19,070	341,000	317,064	(23,936)
Less: retained revenue	1,225,000	1,264,934	39,934	1,138,000	1,141,923	3,923
	26,000	25,188	(812)	3,000	5,957	2,957
Recurrent Expenditure	1,199,000	1,239,746	40,746	1,135,000	1,135,966	966
<i>Adjustment for cash book balances</i>	–	(41,746)	(41,746)	(1,000)	43,034	44,034
Amount provided for Recurrent Services	1,199,000	1,198,000	(1,000)	1,134,000	1,179,000	45,000
CAPITAL						
Capital Expenditure	25,000	19,742	(5,258)	30,000	30,270	270
<i>Adjustment for cash book balances</i>	–	5,258	5,258	–	(270)	(270)
Amount provided for Capital Services	25,000	25,000	–	30,000	30,000	–
GRAND TOTAL OF APPROPRIATIONS	1,224,000	1,223,000	(1,000)	1,164,000	1,209,000	45,000

Explanations of variations between the current year estimates and actual results, and the actual results compared with the immediately preceding year, are set out in note 24.

OFFICE OF THE INFORMATION COMMISSIONER

Notes to the Financial Statements*for the year ended 30 June 2001***1 Office of the Information Commissioner mission and funding**

The mission of the Office of the Information Commissioner (“the Office” for the purpose of these notes) is stated as follows:

To promote public understanding and confidence in the decision-making process of Government Agencies through access to relevant information.

In support of the mission statement, the following principles or values are part of the Corporate philosophy of the Office:

- Being accepted by participants as an independent and impartial review authority.
- Being recognised by agencies as a model of “best practice” for the Freedom of Information complaint review process.
- Serving as an example to agencies of accountability and responsibility.
- Providing optimal advisory services to the community and agencies as determined by our legislative mandate.

The Office is funded by Parliamentary appropriations. It does not provide services on a fee-for-service basis. The financial statements encompass all funds through which the Office controls resources to carry on its functions.

In the process of reporting on the Office as a single entity, all intra-entity transactions and balances have been eliminated.

2 Significant accounting policies**(a) General Statement**

The financial statements constitute a general purpose financial report which has been prepared in accordance with Australian Accounting Standards and UIG Consensus Views as applied by the Treasurer’s Instructions. Several of these are modified by the Treasurer’s Instructions to vary the application, disclosure, format and wording. The Financial Administration and Audit Act and the Treasurer’s Instructions are legislative provisions governing the preparation of financial statements and take precedence over Australian Accounting Standards and UIG Consensus Views. The modifications are intended to fulfil the requirements of general application to the public sector together with the need for greater disclosure and also satisfy accountability requirements.

If any such modification has a material or significant financial effect upon the reported results, details of that modification and where practicable, the resulting financial effect, is disclosed in individual notes to these financial statements.

(b) Basis of accounting

The financial statements have been prepared in accordance with Australian Accounting Standard AAS29.

The statements have been prepared on the accrual basis of accounting using historical cost accounting. Additions to non-current physical assets are stated at cost.

(c) Appropriations

Appropriations in the nature of revenue, whether recurrent or capital, are recognised as revenues in the period in which the Office gains control of the appropriated funds. The Office gains control of appropriated funds at the time those funds are deposited into the Office’s bank account.

(d) Net Appropriation Determination

Pursuant to section 23A of the Financial Administration and Audit Act, the net appropriation determination by the Treasurer provides for retention of the moneys received by the Office for the executive motor vehicle scheme.

The monies received and retained are applied to the Office’s outputs.

OFFICE OF THE INFORMATION COMMISSIONER

Notes to the Financial Statements

for the year ended 30 June 2001

(e) Operating accounts

Amounts appropriated are deposited into the account and any revenues which are the subject of net appropriation determinations are also deposited into the account. All payments of the Office are made from the operating account.

(f) Depreciation of non-current assets

All non-current assets having a limited useful life are systematically depreciated over their useful lives in a manner which reflects the consumption of their economic benefits.

The policy is to depreciate such assets if their purchase cost is \$1,000 or more. Amounts with a lower value are expensed.

Depreciation is provided for on a straight line basis, using rates which are reviewed annually. Useful lives for each class of depreciable asset are:

Furniture – wood	10 years
Furniture – metal	15 years
Office equipment	2-5 years
Computer hardware	2 years
Computer software	2 years

Motor vehicles are not depreciated as they are leased via operating lease arrangements.

(g) Employee entitlements

The measurement of the liability is consistent with the requirements of Australian Accounting Standard AAS30 “Accounting for Employee Entitlements” and is comprised of the following elements:

Annual leave

This entitlement is recognised at current remuneration rates and is measured at the amount unpaid at the reporting date in respect to employees’ service up to that date.

Long Service Leave

A liability for long service leave is recognised, and is measured as the present value of expected future payments to be made in respect of services provided by employees up to the reporting date. Consideration is given, when assessing expected future payments, to expected future wage and salary levels including relevant on costs, experience of employee departures and periods of service. Expected future payments are discounted using interest rates to obtain the estimated future cash outflows. The long service leave liability is based on a shorthand factor provided by an Actuary.

Superannuation

Staff may contribute to the Superannuation and Family Benefits Act Scheme, a defined benefits pension scheme now closed to new members, or the Gold State Superannuation Scheme, a defined benefit and lump sum scheme now also closed to new members. All staff who do not contribute to either of these schemes become non-contributory members of the West State Superannuation Scheme, an accumulation fund complying with the Commonwealth Government’s Superannuation Guarantee (Administration) Act 1992.

The superannuation expense is comprised of the following elements:

- (i) change in the unfunded employers liability in respect of current employees who are members of the Superannuation and Family Benefits Act Scheme and current employees who accrued a benefit on transfer from that Scheme to the Gold State Superannuation Scheme; and
- (ii) notional employer contributions which would have been paid to the Gold State Superannuation Scheme and West State Superannuation Scheme if the Office had made concurrent employer contributions to those Schemes.

OFFICE OF THE INFORMATION COMMISSIONER

Notes to the Financial Statements*for the year ended 30 June 2001*

The Superannuation expense does not include payment of pensions to retirees as this does not constitute part of the cost of services provided by the Office in the current year. The total unfunded liability for pensions and transfer benefits assumed by the Treasurer at 30 June 2001 in respect of current employees is \$500,614 (1999-00 – \$390,626).

(h) Leases

The Office has entered into operating lease arrangements, for buildings through Treasury (Government Property Office) and motor vehicles through the State Supply Commission. The lessors effectively retain all of the risks and benefits incidental to ownership of the items held under the operating leases. Equal instalments of the lease payments are charged to the operating statement over the lease term as this is representative of the pattern of benefits to be derived from the leased property.

(i) Accrued salaries

The accrued salaries suspense account consists of amounts paid annually into a suspense account at Treasury over a period of 10 financial years to largely meet the additional cash outflow in each eleventh year when 27 pays occur in that year instead of the normal 26. No interest is received on this account.

Accrued salaries represents the amount due to staff but is unpaid at the end of the financial year, as the end of the last pay period for that financial year does not coincide with the end of the financial year. Accrued salaries are settled within a few days of the financial year end. The Office considers the carrying amount of accrued salaries to be equivalent to the net fair value.

(j) Payables

Payables, including accruals not yet billed, are recognised when the Office becomes obliged to make future payments as a result of a purchase of assets or services. Payables are generally settled within 30 days.

(k) Resources received free of charge or for nominal value

Resources received free of charge or for nominal value which can be reliably measured are recognised as revenues and as assets or expenses as appropriate at fair value.

(l) Comparative figures

Comparative figures are, where appropriate, reclassified so as to be comparable with the figures presented in the current financial year.

3 Outputs of the Office

Information about the Office's outputs and the expenses and revenues which are reliably attributable to those outputs is set out in the Output Schedule of Expenses and Revenues.

Output 1 – Resolution of complaints*Output*

Provides an independent review and complaint resolution process which balances the competing needs and expectations of applicants, agencies and Parliament within legislative requirements.

Output 2 – Freedom of information advice and awareness*Output*

Provide objective advice and information about the provisions and operation of the Freedom of Information Act and propose initiatives to enhance administrative efficiency in agencies.

The Ministry of Justice provides overall corporate support in human resources and financial services (refer to note 11 for details of charge).

OFFICE OF THE INFORMATION COMMISSIONER

Notes to the Financial Statements*for the year ended 30 June 2001*

	2000-01 \$	1999-2000 \$
4 Employee expenses		
Salaries and wages	962,769	871,217
Change in annual and long service leave entitlements	(34,251)	48,071
Superannuation expense	178,902	83,986
Other employee expenses	38,643	50,515
	1,146,063	1,053,789
5 Supplies and services		
Goods and supplies	39,720	31,860
Services and contracts	31,021	32,327
Resources received free of charge (note 11)	42,834	49,293
	113,575	113,480
6 Depreciation expense		
Plant, equipment and vehicles	30,941	41,721
7 Accommodation expenses		
Building rental operating lease expense	69,966	73,130
8 Other expenses from ordinary activities		
Electricity and water	5,541	8,147
Plant, equipment and vehicles operating lease expense	26,661	26,467
Plant, equipment and vehicles repairs and maintenance	5,662	706
Communication expenses	12,560	17,040
Insurance	9,074	10,300
Other expenses	26,153	32,923
	85,651	95,583
9 Net profit on disposal of non-current assets		
Computer hardware	–	1,500
10 Other revenues from ordinary activities		
Contributions to motor vehicles scheme	3,868	3,782
Other revenue	1,409	675
	5,277	4,457

OFFICE OF THE INFORMATION COMMISSIONER

Notes to the Financial Statements*for the year ended 30 June 2001*

	2000-01 \$	1999-2000 \$
11 Revenues from Government		
Appropriation revenue received during the year:		
Recurrent	1,198,000	1,179,000
Capital	25,000	30,000
	1,223,000	1,209,000
Resources received free of charge have been determined on the basis of the following estimates provided by agencies:		
Office of the Auditor General		
– audit services	6,500	6,500
Ministry of Justice		
– corporate services	35,418	41,837
Treasury (Government Property Office)		
– property management services (notional management fee based on lease payments)	916	956
	42,834	49,293
The following liabilities have been assumed by the Treasurer during the financial year:		
Superannuation (note 4)	178,902	83,986
12 Cash assets		
Petty Cash	100	100
Operating Account	24,532	61,020
	24,632	61,120
13 Restricted cash assets		
Accrued Salaries Suspense (amount deposited with Treasury)	21,265	18,399
Accrued salaries suspense account is represented by a cash balance and is therefore equivalent to the net fair value.		
14 Receivables		
GST receivable	9,845	–
15 Other assets		
Prepayments	14,552	4,743

OFFICE OF THE INFORMATION COMMISSIONER

Notes to the Financial Statements*for the year ended 30 June 2001*

	2000-01 \$	1999-2000 \$
16 Property, plant, equipment and vehicles		
Plant, equipment and vehicles		
At cost	157,527	145,410
Accumulated depreciation	(112,193)	(86,377)
	45,334	59,033
Carrying amount at beginning of year	59,033	68,007
Additions	17,242	32,747
Disposals	—	—
Depreciation	(30,941)	(41,721)
Carrying amount at end of year	45,334	59,033
17 Payables		
Trade and other creditors	21,947	18,171
The carrying amount of accounts payable approximates their net fair values.		
18 Provisions		
<u>Current</u>		
Annual leave	11,080	7,437
Long service leave	48,649	66,080
	59,729	73,517
<u>Non-current</u>		
Long service leave	57,110	77,573
	57,110	77,573
Total provision for employee entitlements	116,839	151,090
The carrying amount of employee entitlements approximates the net fair value.		

OFFICE OF THE INFORMATION COMMISSIONER

Notes to the Financial Statements*for the year ended 30 June 2001*

	2000-01 \$	1999-2000 \$
19 Other liabilities		
Advances		
Amount owing to the Ministry of Justice	100	100
The carrying amount of advances approximates the net fair value.		
Accrued Salaries		
Amounts owing for the 6 working days from 22 June to 30 June 2001. (2000, 6 working days)	18,216	19,225
Accrued salaries are settled within a few days of the financial year end. The carrying amount of accrued salaries is equivalent to the net fair value.		
Total Other liabilities	18,316	19,325
20 Equity		
Liabilities exceed assets for the Office and there is therefore no residual interest in the assets of the Office. This deficit arises through expenses such as depreciation and accrual of employee entitlements for leave not involving the payment of cash in the current period, being recognised in the Statement of Financial Performance. Funding for the Office is entirely through appropriation on a cash basis. This situation reverses when appropriated cash is used to purchase assets or to pay out accrued liabilities.		
Accumulated surplus / (deficiency)		
Balance at the beginning of the year	(45,291)	(15,823)
Change in net assets resulting from operations	3,817	(29,468)
Balance at end of the year	(41,474)	(45,291)
Total equity	(41,474)	(45,291)

OFFICE OF THE INFORMATION COMMISSIONER

Notes to the Financial Statements*for the year ended 30 June 2001*

	2000-01	1999-2000
	\$	\$
21 Notes to the Statement of Cash Flows		
(a) Reconciliation of cash		
For the purpose of the Statement of Cash Flows, cash includes cash at bank, amounts in suspense and restricted cash. Cash at the end of the financial year as shown in the Statement of Cash Flows is reconciled to the related items in the Statement of Financial Position as follows:		
Cash assets	24,632	61,120
Restricted cash assets	21,265	18,399
Total cash assets	45,897	79,519
(b) Reconciliation of net cost of services to net cash flows provided by/(used in) operating activities		
Net cost of services	(1,440,919)	(1,371,746)
Non-cash items:		
Depreciation expense	30,941	41,721
Superannuation expense	178,902	83,986
Resources received free of charge	42,834	49,293
Profit on sale of property, plant and equipment		(1,500)
(Increase)/decrease in assets:		
Other current assets	(9,809)	7,917
Increase/(decrease) in liabilities:		
Payables	3,776	3,104
Other current liabilities	(1,009)	6,938
Current provisions	(13,788)	21,662
Non-current provisions	(20,463)	26,410
Change in GST receivables	(9,845)	-
Net cash provided by/(used in) operating activities	(1,239,380)	(1,132,215)
22 Commitments for expenditure		
Lease commitments		
Commitments in relation to leases contracted for at the reporting date but not recognised as liabilities		
Within 1 year	79,788	67,691
Later than 1 year and not later than 5 years	107,210	169,850
Later than 5 years	-	-
	186,998	237,541

OFFICE OF THE INFORMATION COMMISSIONER

Notes to the Financial Statements

for the year ended 30 June 2001

	2000-01 \$	1999-2000 \$
23 Remuneration and retirement benefits of Senior Officers		
Remuneration		
The number of Senior Officers whose total of fees, salaries and other benefits received, or due and receivable, for the financial year, who fall within the following bands is:		
\$	2000-01	1999-2000
80,001 – 90,000	1	-
90,001 – 100,000	-	1
110,001 – 120,000	-	1
130,001 – 140,000	1	-
150,001 – 160,000	-	1
190,001 – 200,000	1	-
The total remuneration of Senior Officers is:	407,687	363,360
Retirement benefits		
The following amounts in respect of retirement benefits for Senior Officers were paid or became payable for the financial year:		
Total notional contributions for Senior Officers for:		
– Gold State Superannuation Scheme	11,101	10,825
– West State Superannuation Scheme	7,151	6,471
	18,252	17,296

One Senior Officer is a member of the Superannuation and Family Benefits Act Pension Scheme (1999-2000 – 1).

24 Explanatory statement

The Summary of Consolidated Fund Appropriation and Revenue Estimates discloses appropriations and other statutes expenditure estimates, the actual expenditures made and revenue estimates and payments into Consolidated Fund all on a cash basis.

The following explanations are provided in accordance with Treasurer's Instruction 945. Significant variations are considered to be those greater than 10% and \$20,000.

- (a) **There were no significant variations where actual expenditures exceeded or were less than estimates for the financial year.**
- (b) **Significant variations between actual outputs for the financial year and outputs for the immediately preceding financial year:**

Recurrent

Output 2 – Advice and Awareness	Increase	\$70,006
---------------------------------	-----------------	-----------------

Costs increased due to payment of long service leave to the Commissioner and five other officers.

OFFICE OF THE INFORMATION COMMISSIONER

Notes to the Financial Statements

for the year ended 30 June 2001

25 Financial instruments

Interest rate risk exposure – The Office does not have any interest bearing accounts and is therefore not subject to any interest rate risk exposure.

Credit risk exposure – At the reporting date the Office was not owed any money by government or any other organisation.

26 Supplementary financial information

- There were no losses of public moneys and other public property through theft or default during the financial year.
- There were no gifts of public property by the Office during the financial year.
- There were no revenue nor debts due to the State that were written off for the financial year.
- There were no events occurring after the balance date at the end of the financial year.
- The Office had no related bodies during the financial year.
- The Office had no affiliated bodies during the financial year.
- There were no fees paid, or due and payable to the Office of the Auditor General, but services provided free of charge by the Office of the Auditor General amounted to \$6,500 (1999-00 – \$6,500). This amount has been reported in resources received free of charge note 11.



**STATISTICAL
TABLES**

**TABLE 11
REQUESTS RECEIVED BY AGENCIES**

AGENCY NAME	No.
Aboriginal Affairs Department	7
Agriculture, Department of	17
Albany, City of	9
Albany Port Authority	0
Animal Resources Authority	0
Armadale, City of	7
Armadale Health Service	101
Art Gallery of Western Australia	0
Ashburton, Shire of	0
Augusta-Margaret River, Shire of	5
Avon Health Service	85
Bassendean, Town of	0
Bayswater, City of	11
Belmont, City of	3
Bentley Health Service	183
Boddington, Shire of	0
Botanic Gardens and Parks Authority, The	0
Boyup Brook, Shire of	0
Bridgetown-Greenbushes, Shire of	0
Brookton, Shire of	0
Broome, Shire of	1
Broomehill, Shire of	0
Bruce Rock, Shire of	0
Bunbury, City of	0
Bunbury Health Service	84
Bunbury Port Authority	1
Busselton, Shire of	9
Cambridge, Town of	6
Canning, City of	4
Capel, Shire of	0
Carnamah, Shire of	1
Carnarvon, Shire of	1
Central Great Southern Health Service	1
Central Wheatbelt Health Service	0
Chapman Valley, Shire of	0
Chittering, Shire of	1
Citizenship and Multicultural Interests, Office of	0
Claremont, Town of	0
Cockburn, City of	5
Collie, Shire of	0
Commerce and Trade, Department of	2
Conservation and Land Management, Department of	18
Construction Industry Long Service Leave Payments Board	0
Contract and Management Services, Department of	22
Coolgardie, Shire of	0

AGENCY NAME	No.
Coorow, Shire of	0
Corrigin, Shire of	0
Cottesloe, Town of	0
Country Housing Authority	0
Cranbrook, Shire of	0
Cuballing, Shire of	0
Cue, Shire of	0
Culture and the Arts, Ministry for	1
Cunderdin, Shire of	0
Curriculum Council	22
Curtin University of Technology	18
Dalwallinu, Shire of	0
Dampier Port Authority	0
Dandaragan, Shire of	0
Dardanup, Shire of	0
Denmark, Shire of	0
Dental Board of W.A.	0
Derby-West Kimberley, Shire of	0
Disability Services Commission	11
Donnybrook-Balingup, Shire of	1
Dowerin, Shire of	0
Dumbleyung, Shire of	0
Dundas, Shire of	0
East Fremantle, Town of	1
East Perth Redevelopment Authority	3
East Pilbara, Shire of	1
East Pilbara Health Service	11
Eastern Wheatbelt Health Service	3
Edith Cowan University	4
Education Department of Western Australia	62
Education Services, Department of	0
Egg Marketing Board, Western Australian	0
Electoral Commission, Western Australian	4
Electricity Corporation T/A Western Power Corporation	18
Energy, Office of	19
Environmental Protection, Department of	41
Equal Opportunity Tribunal	2
Esperance, Shire of	0
Esperance Port Authority	1
Exmouth, Shire of	0
Fair Trading, Ministry of	21
Family and Children's Services, Department for	65
Film Council, Western Australian	0
Fire and Emergency Services Authority	42
Fisheries Department	8
Forest Products Commission	2
Fremantle, City of	8

STATISTICAL TABLES continued

AGENCY NAME	No.
Fremantle Hospital and Health Service	533
Fremantle Port Authority	2
Gas Access Regulation, Office of	0
Gascoyne Development Commission	0
Geraldton, City of	2
Geraldton Health Service	51
Geraldton Port Authority	0
Gingin, Shire of	1
Gnowangerup, Shire of	0
Gold Corporation	1
Goldfields-Esperance Development Commission	0
Goomalling, Shire of	0
Gosnells, City of	9
Government Employees Housing Authority	2
Government Employees Superannuation Board	0
Grain Pool of Western Australia	0
Graylands Hospital	99
Great Southern Development Commission	0
Greenough, Shire of	0
Guardianship and Administration Board	0
Halls Creek, Shire of	0
Harvey, Shire of	3
Harvey-Yarloop Health Service	2
Health Department of Western Australia	32
Health Review, Office of	4
Heritage Council of Western Australia, Office of the	3
Industrial Relations Commission, Western Australian	0
Inspector of Custodial Services, Office of	0
Institute of Sport, Western Australian	0
Insurance Commission of Western Australia	22
Irwin, Shire of	0
Jerramungup, Shire of	0
Joondalup, City of	22
Joondalup Health Campus	209
Justice, Ministry of	227
Kalamunda, Shire of	0
Kalamunda Health Service	26
Kalgoorlie-Boulder, City of	4
Katanning, Shire of	0
Keep Australia Beautiful Council (WA)	0
Kellerberrin, Shire of	0
Kent, Shire of	0
Kimberley Development Commission	0
Kimberley Health Service	41
Kojonup, Shire of	0
Kondinin, Shire of	0
Koorda, Shire of	0

AGENCY NAME	No.
Kulin, Shire of	0
Kwinana, Town of	2
Lake Grace, Shire of	0
Land Administration, Department of	16
Land Authority Board (LandCorp)	6
Laverton, Shire of	0
Laverton Health Service	6
Law Reform Commission	0
Legal Aid Commission	3
Leonora, Shire of	0
Library and Information Service of Western Australia	0
Local Government, Department of	7
Lotteries Commission of Western Australia	6
Lower Great Southern Health Service	73
Main Roads Department	27
Mandurah, City of	6
Manjimup, Shire of	5
Medical Board of Western Australia	5
Meekatharra, Shire of	0
Melville, City of	19
Menzies, Shire of	0
Metrobus	0
Metropolitan Cemeteries Board	0
Midland Redevelopment Authority	0
Mid-West Development Commission	0
Midwest Health Service	2
Minerals and Energy, Department of	86
Mingenew, Shire of	0
Moora, Shire of	2
Morawa Shire Council	0
Mosman Park, Town of	4
Mount Marshall, Shire of	0
Mt. Magnet, Shire of	0
Mukinbudin, Shire of	0
Mullewa, Shire of	0
Mundaring, Shire of	8
Murchison, Shire of	0
Murchison Health Service	0
Murdoch University	1
Murray, Shire of	1
Museum, Western Australian	0
Nannup, Shire of	0
Narembeen, Shire of	0
Narrogin, Town of	0
National Trust of Australia (WA)	0
Nedlands, City of	5
Ngaanyatjarraku, Shire of	0

STATISTICAL TABLES continued

AGENCY NAME	No.
North Metropolitan Health Service	81
Northam, Shire of	1
Northam, Town of	0
Northampton, Shire of	0
Northern Goldfields Health Service	133
Nungarin, Shire of	0
Nurses Board of Western Australia	1
Peel Development Commission	0
Peel Health Services	10
Peppermint Grove, Shire of	0
Perth, City of	5
Perth Market Authority	2
Pilbara Development Commission	0
Pingelly, Shire of	1
Planning, Ministry for	80
Plantagenet, Shire of	0
Police Force of Western Australia	1,018
Port Hedland, Town of	3
Port Hedland Port Authority	0
Potato Marketing Authority, Western Australian	2
Premier and Cabinet, Ministry of the	24
Princess Margaret Hospital for Children (includes King Edward Memorial Hospital)	141
Productivity & Labour Relations, Department of	3
Public Advocate, Office of the	4
Public Sector Standards Commissioner	3
Public Trust Office	4
Quairading, Shire of	0
Racing, Gaming and Liquor, Office of	10
Railways Commission, WA Government	7
Resources Development, Department of	5
Rockingham, City of	6
Rockingham/Kwinana Health Service	108
Roebourne, Shire of	0
Rottneet Island Authority	1
Royal Perth Hospital	1,012
Salaries and Allowances Tribunal	0
Sandstone, Shire of	0
Serpentine-Jarrahdale, Shire of	7
Shark Bay, Shire of	0
Sir Charles Gairdner Hospital (QEII)	656
Small Business Development Corporation	0
South East Coastal Health Service	13
South Perth, City of	6
South West Development Commission	0
Specialist Drug and Alcohol Services	0
Sport and Recreation, Ministry of	5
Sports Centre Trust, Western Australian	1

AGENCY NAME	No.
State Housing Commission	66
State Revenue Department	11
State Supply Commission	7
Stirling, City of	18
Subiaco, City of	12
Subiaco Redevelopment Authority	1
Swan, City of	23
Swan Health Service	86
TAFE, Gt Southern Regional College of	0
TAFE, Eastern Pilbara College of	0
TAFE, South West Regional College of	0
TAFE, West Pilbara College of	0
TAFE, South East Metro College of	1
TAFE, CMC	0
TAFE, Central West College of	1
TAFE, South Metropolitan College of	2
TAFE, Midland College of	0
TAFE, Kimberley College of	1
TAFE, West Coast College of	0
Tambellup, Shire of	0
Tammin, Shire of	0
The Hon J M Edwards MB BS MLA	3
The Hon R C Kucera APM MLA	1
The Hon S M McHale MLA	0
The Hon T G Stephens BA MLC	1
Three Springs, Shire of	0
Toodyay, Shire of	0
Totalisator Agency Board	1
Tourism Commission, Western Australian	6
Training and Employment, Department of	13
Transport, Department of	28
Trayning, Shire of	0
Treasury Corporation	0
Treasury Department	9
Trotting Association, Western Australian	5
University of Western Australia, The	9
Upper Gascoyne, Shire of	0
Upper Great Southern Health Service	41
Valuer General's Office	10
Vasse-Leeuwin Health Service	0
Victoria Park, Town of	3
Victoria Plains, Shire of	0
Vincent, Town of	7
Wagin, Shire of	0
Wandering, Shire of	0
Wanneroo, City of	5
Water and Rivers Commission	7

STATISTICAL TABLES continued

AGENCY NAME	No.
Water Corporation	17
Water Regulation, Office of	0
Wellington Health Service	28
West Arthur, Shire of	0
West Pilbara Health Service	125
Western Health Service	0
Wheatbelt Development Commission	0
Williams, Shire of	0
Wiluna, Shire of	0
Woodanilling, Shire of	0
WorkCover WA	6
WorkSafe Western Australia	64
Wyalkatchem, Shire of	0
Yalgoo, Shire of	0
Yilgarn, Shire of	0
York, Shire of	0
Youth Affairs, Office of	0
Zoological Gardens Board	0
Total	6,509

Notes:

- (1) This table reflects the total number of applications lodged and includes applications which may have been transferred to another agency, withdrawn or which are still to be dealt with.
- (2) The number actually dealt with by a decision issued to the applicant is reflected in the following table.
- (3) If an agency does not appear in this table, this is because the required statistical data was not received in time for publication.

TABLE 12
DECISIONS MADE – OUTCOME

Agency	Access in Full No. (%)	Edited Access No. (%)	Access Deferred No. (%)	Access s.28 No. (%)	Access Refused No. (%)
Aboriginal Affairs Department	1(20.0)	4(80.0)	0(0.0)	0(0.0)	0(0.0)
Agriculture, Department of	8(44.4)	7(38.9)	1(5.6)	0(0.0)	2(11.1)
Albany, City of	6(66.7)	3(33.3)	0(0.0)	0(0.0)	0(0.0)
Albany Port Authority	0(0.0)	0(0.0)	0(0.0)	0(0.0)	0(0.0)
Animal Resources Authority	0(0.0)	0(0.0)	0(0.0)	0(0.0)	0(0.0)
Armadale, City of	0(0.0)	6(85.7)	0(0.0)	0(0.0)	1(14.3)
Armadale Health Service	90(93.8)	6(6.3)	0(0.0)	0(0.0)	0(0.0)
Art Gallery of Western Australia	0(0.0)	0(0.0)	0(0.0)	0(0.0)	0(0.0)
Ashburton, Shire of	0(0.0)	0(0.0)	0(0.0)	0(0.0)	0(0.0)
Augusta-Margaret River, Shire of	2(66.7)	1(33.3)	0(0.0)	0(0.0)	0(0.0)
Avon Health Service	81(100.0)	0(0.0)	0(0.0)	0(0.0)	0(0.0)
Bassendean, Town of	0(0.0)	0(0.0)	0(0.0)	0(0.0)	0(0.0)
Bayswater, City of	8(72.7)	3(27.3)	0(0.0)	0(0.0)	0(0.0)
Belmont, City of	1(50.0)	1(50.0)	0(0.0)	0(0.0)	0(0.0)
Bentley Health Service	124(91.9)	7(5.2)	0(0.0)	3(2.2)	1(0.7)
Boddington, Shire of	0(0.0)	0(0.0)	0(0.0)	0(0.0)	0(0.0)
Botanic Gardens and Parks Authority, The	0(0.0)	0(0.0)	0(0.0)	0(0.0)	0(0.0)
Boyup Brook, Shire of	0(0.0)	0(0.0)	0(0.0)	0(0.0)	0(0.0)
Bridgetown-Greenbushes, Shire of	0(0.0)	0(0.0)	0(0.0)	0(0.0)	0(0.0)
Brookton, Shire of	0(0.0)	0(0.0)	0(0.0)	0(0.0)	0(0.0)
Broome, Shire of	0(0.0)	0(0.0)	0(0.0)	0(0.0)	1(100.0)
Broomehill, Shire of	0(0.0)	0(0.0)	0(0.0)	0(0.0)	0(0.0)
Bruce Rock, Shire of	0(0.0)	0(0.0)	0(0.0)	0(0.0)	0(0.0)
Bunbury, City of	0(0.0)	0(0.0)	0(0.0)	0(0.0)	0(0.0)
Bunbury Health Service	76(97.4)	2(2.6)	0(0.0)	0(0.0)	0(0.0)
Bunbury Port Authority	1(100.0)	0(0.0)	0(0.0)	0(0.0)	0(0.0)
Busselton, Shire of	6(66.7)	2(22.2)	0(0.0)	0(0.0)	1(11.1)
Cambridge, Town of	1(16.7)	4(66.7)	0(0.0)	0(0.0)	1(16.7)
Canning, City of	0(0.0)	2(50.0)	1(25.0)	0(0.0)	1(25.0)
Capel, Shire of	0(0.0)	0(0.0)	0(0.0)	0(0.0)	0(0.0)
Carnamah, Shire of	1(100.0)	0(0.0)	0(0.0)	0(0.0)	0(0.0)
Carnarvon, Shire of	1(100.0)	0(0.0)	0(0.0)	0(0.0)	0(0.0)
Central Great Southern Health Service	1(100.0)	0(0.0)	0(0.0)	0(0.0)	0(0.0)
Central Wheatbelt Health Service	0(0.0)	0(0.0)	0(0.0)	0(0.0)	0(0.0)
Chapman Valley, Shire of	0(0.0)	0(0.0)	0(0.0)	0(0.0)	0(0.0)
Chittering, Shire of	1(100.0)	0(0.0)	0(0.0)	0(0.0)	0(0.0)
Citizenship and Multicultural Interests, Office of	0(0.0)	0(0.0)	0(0.0)	0(0.0)	0(0.0)
Claremont, Town of	0(0.0)	1(100.0)	0(0.0)	0(0.0)	0(0.0)

STATISTICAL TABLES continued

Agency	Access in Full No. (%)	Edited Access No. (%)	Access Deferred No. (%)	Access s.28 No. (%)	Access Refused No. (%)
Cockburn, City of	5(83.3)	0(0.0)	0(0.0)	0(0.0)	1(16.7)
Collie, Shire of	0(0.0)	0(0.0)	0(0.0)	0(0.0)	0(0.0)
Commerce and Trade, Department of	1(50.0)	1(50.0)	0(0.0)	0(0.0)	0(0.0)
Conservation and Land Management, Department of	10(62.5)	5(31.3)	0(0.0)	0(0.0)	1(6.3)
Construction Industry Long Service Leave Payments Board	0(0.0)	0(0.0)	0(0.0)	0(0.0)	0(0.0)
Contract and Management Services, Department of	10(55.6)	6(33.3)	1(5.6)	0(0.0)	1(5.6)
Coolgardie, Shire of	0(0.0)	0(0.0)	0(0.0)	0(0.0)	0(0.0)
Coorow, Shire of	0(0.0)	0(0.0)	0(0.0)	0(0.0)	0(0.0)
Corrigin, Shire of	0(0.0)	0(0.0)	0(0.0)	0(0.0)	0(0.0)
Cottesloe, Town of	0(0.0)	0(0.0)	0(0.0)	0(0.0)	0(0.0)
Country Housing Authority	0(0.0)	0(0.0)	0(0.0)	0(0.0)	0(0.0)
Cranbrook, Shire of	0(0.0)	0(0.0)	0(0.0)	0(0.0)	0(0.0)
Cuballing, Shire of	0(0.0)	0(0.0)	0(0.0)	0(0.0)	0(0.0)
Cue, Shire of	0(0.0)	0(0.0)	0(0.0)	0(0.0)	0(0.0)
Culture and the Arts, Ministry for	1(100.0)	0(0.0)	0(0.0)	0(0.0)	0(0.0)
Cunderdin, Shire of	0(0.0)	0(0.0)	0(0.0)	0(0.0)	0(0.0)
Curriculum Council	21(100.0)	0(0.0)	0(0.0)	0(0.0)	0(0.0)
Curtin University of Technology	8(57.1)	1(7.1)	0(0.0)	0(0.0)	5(35.7)
Dalwallinu, Shire of	0(0.0)	0(0.0)	0(0.0)	0(0.0)	0(0.0)
Dampier Port Authority	0(0.0)	0(0.0)	0(0.0)	0(0.0)	0(0.0)
Dandaragan, Shire of	0(0.0)	0(0.0)	0(0.0)	0(0.0)	0(0.0)
Dardanup, Shire of	0(0.0)	0(0.0)	0(0.0)	0(0.0)	0(0.0)
Denmark, Shire of	0(0.0)	0(0.0)	0(0.0)	0(0.0)	0(0.0)
Dental Board of W.A.	0(0.0)	0(0.0)	0(0.0)	0(0.0)	0(0.0)
Derby-West Kimberley, Shire of	0(0.0)	0(0.0)	0(0.0)	0(0.0)	0(0.0)
Disability Services Commission	7(77.8)	1(11.1)	0(0.0)	0(0.0)	1(11.1)
Donnybrook-Balingup, Shire of	1(100.0)	0(0.0)	0(0.0)	0(0.0)	0(0.0)
Dowerin, Shire of	0(0.0)	0(0.0)	0(0.0)	0(0.0)	0(0.0)
Dumbleyung, Shire of	0(0.0)	0(0.0)	0(0.0)	0(0.0)	0(0.0)
Dundas, Shire of	0(0.0)	0(0.0)	0(0.0)	0(0.0)	0(0.0)
East Fremantle, Town of	1(100.0)	0(0.0)	0(0.0)	0(0.0)	0(0.0)
East Perth Redevelopment Authority	0(0.0)	3(100.0)	0(0.0)	0(0.0)	0(0.0)
East Pilbara, Shire of	1(100.0)	0(0.0)	0(0.0)	0(0.0)	0(0.0)
East Pilbara Health Service	11(100.0)	0(0.0)	0(0.0)	0(0.0)	0(0.0)
Eastern Wheatbelt Health Service	3(100.0)	0(0.0)	0(0.0)	0(0.0)	0(0.0)
Edith Cowan University	1(100.0)	0(0.0)	0(0.0)	0(0.0)	0(0.0)
Education Department of Western Australia	21(35.6)	28(47.5)	0(0.0)	0(0.0)	10(16.9)
Education Services, Department of	0(0.0)	0(0.0)	0(0.0)	0(0.0)	0(0.0)

Agency	Access in Full No. (%)	Edited Access No. (%)	Access Deferred No. (%)	Access s.28 No. (%)	Access Refused No. (%)
Egg Marketing Board, Western Australian	0(0.0)	0(0.0)	0(0.0)	0(0.0)	0(0.0)
Electoral Commission, Western Australian	0(0.0)	3(100.0)	0(0.0)	0(0.0)	0(0.0)
Electricity Corporation T/A Western Power Corporation	11(64.7)	4(23.5)	0(0.0)	0(0.0)	2(11.8)
Energy, Office of	12(75.0)	2(12.5)	0(0.0)	0(0.0)	2(12.5)
Environmental Protection, Department of	0(0.0)	37(94.9)	0(0.0)	0(0.0)	2(5.1)
Equal Opportunity Tribunal	2(100.0)	0(0.0)	0(0.0)	0(0.0)	0(0.0)
Esperance, Shire of	0(0.0)	0(0.0)	0(0.0)	0(0.0)	0(0.0)
Esperance Port Authority	0(0.0)	1(100.0)	0(0.0)	0(0.0)	0(0.0)
Exmouth, Shire of	0(0.0)	0(0.0)	0(0.0)	0(0.0)	0(0.0)
Fair Trading, Ministry of	0(0.0)	6(35.3)	0(0.0)	0(0.0)	11(64.7)
Family and Children's Services, Department for	2(6.9)	23(79.3)	0(0.0)	0(0.0)	4(13.8)
Film Council, Western Australian	0(0.0)	0(0.0)	0(0.0)	0(0.0)	0(0.0)
Fire and Emergency Services Authority	23(54.8)	18(42.9)	0(0.0)	0(0.0)	1(2.4)
Fisheries Department	4(44.4)	5(55.6)	0(0.0)	0(0.0)	0(0.0)
Forest Products Commission	2(100.0)	0(0.0)	0(0.0)	0(0.0)	0(0.0)
Fremantle, City of	7(87.5)	0(0.0)	0(0.0)	0(0.0)	1(12.5)
Fremantle Hospital and Health Service	463(89.2)	46(8.9)	0(0.0)	0(0.0)	10(1.9)
Fremantle Port Authority	0(0.0)	1(100.0)	0(0.0)	0(0.0)	0(0.0)
Gas Access Regulation, Office of	0(0.0)	0(0.0)	0(0.0)	0(0.0)	0(0.0)
Gascoyne Development Commission	0(0.0)	0(0.0)	0(0.0)	0(0.0)	0(0.0)
Geraldton, City of	1(50.0)	1(50.0)	0(0.0)	0(0.0)	0(0.0)
Geraldton Health Service	41(91.1)	3(6.7)	0(0.0)	0(0.0)	1(2.2)
Geraldton Port Authority	0(0.0)	0(0.0)	0(0.0)	0(0.0)	0(0.0)
Gingin, Shire of	1(100.0)	0(0.0)	0(0.0)	0(0.0)	0(0.0)
Gnowangerup, Shire of	0(0.0)	0(0.0)	0(0.0)	0(0.0)	0(0.0)
Gold Corporation	1(100.0)	0(0.0)	0(0.0)	0(0.0)	0(0.0)
Goldfields-Esperance Development Commission	0(0.0)	0(0.0)	0(0.0)	0(0.0)	0(0.0)
Goomalling, Shire of	0(0.0)	0(0.0)	0(0.0)	0(0.0)	0(0.0)
Gosnells, City of	3(37.5)	4(50.0)	0(0.0)	0(0.0)	1(12.5)
Government Employees Housing Authority	2(100.0)	0(0.0)	0(0.0)	0(0.0)	0(0.0)
Government Employees Superannuation Board	0(0.0)	0(0.0)	0(0.0)	0(0.0)	0(0.0)
Grain Pool of Western Australia	0(0.0)	0(0.0)	0(0.0)	0(0.0)	0(0.0)
Graylands Selby-Lemnos and Special Care Health Services	33(34.7)	58(61.1)	0(0.0)	3(3.2)	1(1.1)
Great Southern Development Commission	0(0.0)	0(0.0)	0(0.0)	0(0.0)	0(0.0)
Greenough, Shire of	0(0.0)	0(0.0)	0(0.0)	0(0.0)	0(0.0)
Guardianship and Administration Board	0(0.0)	0(0.0)	0(0.0)	0(0.0)	0(0.0)
Halls Creek, Shire of	0(0.0)	0(0.0)	0(0.0)	0(0.0)	0(0.0)

STATISTICAL TABLES continued

Agency	Access in Full No. (%)	Edited Access No. (%)	Access Deferred No. (%)	Access s.28 No. (%)	Access Refused No. (%)
Harvey, Shire of	5(100.0)	0(0.0)	0(0.0)	0(0.0)	0(0.0)
Harvey-Yarloop Health Service	2(100.0)	0(0.0)	0(0.0)	0(0.0)	0(0.0)
Health Department of Western Australia	10(31.3)	19(59.4)	0(0.0)	0(0.0)	3(9.4)
Health Review, Office of	2(50.0)	2(50.0)	0(0.0)	0(0.0)	0(0.0)
Heritage Council of Western Australia, Office of the	1(50.0)	1(50.0)	0(0.0)	0(0.0)	0(0.0)
Industrial Relations Commission, Western Australian	0(0.0)	0(0.0)	0(0.0)	0(0.0)	0(0.0)
Inspector of Custodial Services, Office of	0(0.0)	0(0.0)	0(0.0)	0(0.0)	0(0.0)
Institute of Sport, Western Australian	0(0.0)	0(0.0)	0(0.0)	0(0.0)	0(0.0)
Insurance Commission of Western Australia	4(21.1)	12(63.2)	0(0.0)	0(0.0)	3(15.8)
Irwin, Shire of	0(0.0)	0(0.0)	0(0.0)	0(0.0)	0(0.0)
Jerramungup, Shire of	0(0.0)	0(0.0)	0(0.0)	0(0.0)	0(0.0)
Joondalup, City of	0(0.0)	23(100.0)	0(0.0)	0(0.0)	0(0.0)
Joondalup Health Campus	191(96.0)	4(2.0)	4(2.0)	0(0.0)	0(0.0)
Justice, Ministry of	123(60.6)	59(29.1)	0(0.0)	5(2.5)	16(7.9)
Kalamunda, Shire of	0(0.0)	0(0.0)	0(0.0)	0(0.0)	0(0.0)
Kalamunda Health Service	26(100.0)	0(0.0)	0(0.0)	0(0.0)	0(0.0)
Kalgoorlie-Boulder, City of	3(75.0)	0(0.0)	0(0.0)	0(0.0)	1(25.0)
Katanning, Shire of	0(0.0)	0(0.0)	0(0.0)	0(0.0)	0(0.0)
Keep Australia Beautiful Council (WA)	0(0.0)	0(0.0)	0(0.0)	0(0.0)	0(0.0)
Kellerberrin, Shire of	0(0.0)	0(0.0)	0(0.0)	0(0.0)	0(0.0)
Kent, Shire of	0(0.0)	0(0.0)	0(0.0)	0(0.0)	0(0.0)
Kimberley Development Commission	0(0.0)	0(0.0)	0(0.0)	0(0.0)	0(0.0)
Kimberley Health Service	41(100.0)	0(0.0)	0(0.0)	0(0.0)	0(0.0)
Kojonup, Shire of	0(0.0)	0(0.0)	0(0.0)	0(0.0)	0(0.0)
Kondinin, Shire of	0(0.0)	0(0.0)	0(0.0)	0(0.0)	0(0.0)
Koorda, Shire of	0(0.0)	0(0.0)	0(0.0)	0(0.0)	0(0.0)
Kulin, Shire of	0(0.0)	0(0.0)	0(0.0)	0(0.0)	0(0.0)
Kwinana, Town of	0(0.0)	2(100.0)	0(0.0)	0(0.0)	0(0.0)
Lake Grace, Shire of	0(0.0)	0(0.0)	0(0.0)	0(0.0)	0(0.0)
Land Administration, Department of	10(71.4)	3(21.4)	0(0.0)	0(0.0)	1(7.1)
Land Authority Board (LandCorp)	3(60.0)	2(40.0)	0(0.0)	0(0.0)	0(0.0)
Laverton, Shire of	0(0.0)	0(0.0)	0(0.0)	0(0.0)	0(0.0)
Laverton Health Service	6(100.0)	0(0.0)	0(0.0)	0(0.0)	0(0.0)
Law Reform Commission	0(0.0)	0(0.0)	0(0.0)	0(0.0)	0(0.0)
Legal Aid Commission	1(33.3)	0(0.0)	0(0.0)	0(0.0)	2(66.7)
Leonora, Shire of	0(0.0)	0(0.0)	0(0.0)	0(0.0)	0(0.0)
Library and Information Service of Western Australia	0(0.0)	0(0.0)	0(0.0)	0(0.0)	0(0.0)
Local Government, Department of	1(14.3)	2(28.6)	0(0.0)	0(0.0)	4(57.1)

Agency	Access in Full No. (%)	Edited Access No. (%)	Access Deferred No. (%)	Access s.28 No. (%)	Access Refused No. (%)
Lotteries Commission of Western Australia	0(0.0)	2(100.0)	0(0.0)	0(0.0)	0(0.0)
Lower Great Southern Health Service	70(94.6)	1(1.4)	0(0.0)	2(2.7)	1(1.4)
Main Roads Department	11(40.7)	14(51.9)	0(0.0)	0(0.0)	2(7.4)
Mandurah, City of	1(16.7)	3(50.0)	0(0.0)	0(0.0)	2(33.3)
Manjimup, Shire of	1(25.0)	3(75.0)	0(0.0)	0(0.0)	0(0.0)
Medical Board of Western Australia	1(20.0)	3(60.0)	0(0.0)	0(0.0)	1(20.0)
Meekatharra, Shire of	0(0.0)	0(0.0)	0(0.0)	0(0.0)	0(0.0)
Melville, City of	13(72.2)	3(16.7)	0(0.0)	0(0.0)	2(11.1)
Menzies, Shire of	0(0.0)	0(0.0)	0(0.0)	0(0.0)	0(0.0)
Metrobus	0(0.0)	0(0.0)	0(0.0)	0(0.0)	0(0.0)
Metropolitan Cemeteries Board	0(0.0)	0(0.0)	0(0.0)	0(0.0)	0(0.0)
Midland Redevelopment Authority	0(0.0)	0(0.0)	0(0.0)	0(0.0)	0(0.0)
Mid-West Development Commission	0(0.0)	0(0.0)	0(0.0)	0(0.0)	0(0.0)
Midwest Health Service	2(100.0)	0(0.0)	0(0.0)	0(0.0)	0(0.0)
Minerals and Energy, Department of	8(10.8)	60(81.1)	0(0.0)	0(0.0)	6(8.1)
Mingenew, Shire of	0(0.0)	0(0.0)	0(0.0)	0(0.0)	0(0.0)
Moora, Shire of	0(0.0)	1(100.0)	0(0.0)	0(0.0)	0(0.0)
Morawa Shire Council	0(0.0)	0(0.0)	0(0.0)	0(0.0)	0(0.0)
Mosman Park, Town of	4(80.0)	1(20.0)	0(0.0)	0(0.0)	0(0.0)
Mount Marshall, Shire of	0(0.0)	0(0.0)	0(0.0)	0(0.0)	0(0.0)
Mt. Magnet, Shire of	0(0.0)	0(0.0)	0(0.0)	0(0.0)	0(0.0)
Mukinbudin, Shire of	0(0.0)	0(0.0)	0(0.0)	0(0.0)	0(0.0)
Mullewa, Shire of	0(0.0)	0(0.0)	0(0.0)	0(0.0)	0(0.0)
Mundaring, Shire of	1(20.0)	4(80.0)	0(0.0)	0(0.0)	0(0.0)
Murchison, Shire of	0(0.0)	0(0.0)	0(0.0)	0(0.0)	0(0.0)
Murchison Health Service	0(0.0)	0(0.0)	0(0.0)	0(0.0)	0(0.0)
Murdoch University	1(100.0)	0(0.0)	0(0.0)	0(0.0)	0(0.0)
Murray, Shire of	1(100.0)	0(0.0)	0(0.0)	0(0.0)	0(0.0)
Museum, Western Australian	0(0.0)	0(0.0)	0(0.0)	0(0.0)	0(0.0)
Nannup, Shire of	0(0.0)	0(0.0)	0(0.0)	0(0.0)	0(0.0)
Narembeen, Shire of	0(0.0)	0(0.0)	0(0.0)	0(0.0)	0(0.0)
Narrogin, Town of	0(0.0)	0(0.0)	0(0.0)	0(0.0)	0(0.0)
National Trust of Australia (WA)	0(0.0)	0(0.0)	0(0.0)	0(0.0)	0(0.0)
Nedlands, City of	1(20.0)	4(80.0)	0(0.0)	0(0.0)	0(0.0)
Ngaanyatjarraku, Shire of	0(0.0)	0(0.0)	0(0.0)	0(0.0)	0(0.0)
North Metropolitan Health Service	35(44.3)	38(48.1)	0(0.0)	1(1.3)	5(6.3)
Northam, Shire of	1(100.0)	0(0.0)	0(0.0)	0(0.0)	0(0.0)
Northam, Town of	0(0.0)	0(0.0)	0(0.0)	0(0.0)	0(0.0)
Northampton, Shire of	0(0.0)	0(0.0)	0(0.0)	0(0.0)	0(0.0)
Northern Goldfields Health Service	86(75.4)	1(0.9)	16(14.0)	1(0.9)	10(8.8)
Nungarin, Shire of	0(0.0)	0(0.0)	0(0.0)	0(0.0)	0(0.0)

STATISTICAL TABLES continued

Agency	Access in Full No. (%)	Edited Access No. (%)	Access Deferred No. (%)	Access s.28 No. (%)	Access Refused No. (%)
Nurses Board of Western Australia	0(0.0)	0(0.0)	0(0.0)	0(0.0)	0(0.0)
Peel Development Commission	0(0.0)	0(0.0)	0(0.0)	0(0.0)	0(0.0)
Peel Health Services	7(70.0)	2(20.0)	0(0.0)	0(0.0)	1(10.0)
Peppermint Grove, Shire of	0(0.0)	0(0.0)	0(0.0)	0(0.0)	0(0.0)
Perth, City of	0(0.0)	5(100.0)	0(0.0)	0(0.0)	0(0.0)
Perth Market Authority	2(100.0)	0(0.0)	0(0.0)	0(0.0)	0(0.0)
Pilbara Development Commission	0(0.0)	0(0.0)	0(0.0)	0(0.0)	0(0.0)
Pingelly, Shire of	1(100.0)	0(0.0)	0(0.0)	0(0.0)	0(0.0)
Planning, Ministry for	50(69.4)	20(27.8)	0(0.0)	0(0.0)	2(2.8)
Plantagenet, Shire of	0(0.0)	0(0.0)	0(0.0)	0(0.0)	0(0.0)
Police Force of Western Australia	16(1.9)	695(83.5)	0(0.0)	0(0.0)	121(14.5)
Port Hedland, Town of	2(66.7)	0(0.0)	0(0.0)	0(0.0)	1(33.3)
Port Hedland Port Authority	1(100.0)	0(0.0)	0(0.0)	0(0.0)	0(0.0)
Potato Marketing Authority, Western Australian	0(0.0)	0(0.0)	0(0.0)	1(100.0)	0(0.0)
Premier and Cabinet, Ministry of the	13(48.1)	8(29.6)	0(0.0)	0(0.0)	6(22.2)
Princess Margaret Hospital for Children	124(93.2)	4(3.0)	2(1.5)	1(0.8)	2(1.5)
Productivity & Labour Relations, Department of	0(0.0)	2(50.0)	0(0.0)	0(0.0)	2(50.0)
Public Advocate, Office of the	0(0.0)	0(0.0)	0(0.0)	0(0.0)	5(100.0)
Public Sector Standards Commissioner	0(0.0)	2(66.7)	0(0.0)	0(0.0)	1(33.3)
Public Trust Office	0(0.0)	4(100.0)	0(0.0)	0(0.0)	0(0.0)
Quairading, Shire of	0(0.0)	0(0.0)	0(0.0)	0(0.0)	0(0.0)
Racing, Gaming and Liquor, Office of	4(44.4)	3(33.3)	0(0.0)	0(0.0)	2(22.2)
Railways Commission, WA Government	6(85.7)	0(0.0)	0(0.0)	1(14.3)	0(0.0)
Resources Development, Department of	5(100.0)	0(0.0)	0(0.0)	0(0.0)	0(0.0)
Rockingham, City of	5(100.0)	0(0.0)	0(0.0)	0(0.0)	0(0.0)
Rockingham/Kwinana Health Service	99(90.0)	6(5.5)	0(0.0)	0(0.0)	5(4.5)
Roebourne, Shire of	0(0.0)	0(0.0)	0(0.0)	0(0.0)	0(0.0)
Rottneet Island Authority	0(0.0)	1(100.0)	0(0.0)	0(0.0)	0(0.0)
Royal Perth Hospital	937(94.6)	29(2.9)	0(0.0)	0(0.0)	25(2.5)
Salaries and Allowances Tribunal	0(0.0)	0(0.0)	0(0.0)	0(0.0)	0(0.0)
Sandstone, Shire of	0(0.0)	0(0.0)	0(0.0)	0(0.0)	0(0.0)
Serpentine-Jarrahdale, Shire of	0(0.0)	6(100.0)	0(0.0)	0(0.0)	0(0.0)
Shark Bay, Shire of	0(0.0)	0(0.0)	0(0.0)	0(0.0)	0(0.0)
Sir Charles Gairdner Hospital (QEII)	626(98.0)	12(1.9)	0(0.0)	1(0.2)	0(0.0)
Small Business Development Corporation	0(0.0)	0(0.0)	0(0.0)	0(0.0)	0(0.0)
South East Coastal Health Service	13(100.0)	0(0.0)	0(0.0)	0(0.0)	0(0.0)
South Perth, City of	3(42.9)	2(28.6)	0(0.0)	0(0.0)	2(28.6)
South West Development Commission	0(0.0)	0(0.0)	0(0.0)	0(0.0)	0(0.0)
Specialist Drug and Alcohol Services	0(0.0)	0(0.0)	0(0.0)	0(0.0)	0(0.0)

Agency	Access in Full No. (%)	Edited Access No. (%)	Access Deferred No. (%)	Access s.28 No. (%)	Access Refused No. (%)
Sport and Recreation, Ministry of	3(75.0)	0(0.0)	0(0.0)	0(0.0)	1(25.0)
Sports Centre Trust, Western Australian	0(0.0)	0(0.0)	0(0.0)	0(0.0)	1(100.0)
State Housing Commission	23(31.9)	44(61.1)	0(0.0)	0(0.0)	5(6.9)
State Revenue Department	0(0.0)	0(0.0)	0(0.0)	0(0.0)	11(100.0)
State Supply Commission	3(42.9)	2(28.6)	0(0.0)	0(0.0)	2(28.6)
Stirling, City of	6(50.0)	5(41.7)	0(0.0)	0(0.0)	1(8.3)
Subiaco, City of	3(25.0)	8(66.7)	0(0.0)	0(0.0)	1(8.3)
Subiaco Redevelopment Authority	1(100.0)	0(0.0)	0(0.0)	0(0.0)	0(0.0)
Swan, City of	0(0.0)	21(91.3)	0(0.0)	0(0.0)	2(8.7)
Swan Health Service	63(86.3)	10(13.7)	0(0.0)	0(0.0)	0(0.0)
TAFE, Gt Southern Regional College of	0(0.0)	0(0.0)	0(0.0)	0(0.0)	0(0.0)
TAFE, Eastern Pilbara College of	0(0.0)	0(0.0)	0(0.0)	0(0.0)	0(0.0)
TAFE, South West Regional College of	0(0.0)	0(0.0)	0(0.0)	0(0.0)	0(0.0)
TAFE, West Pilbara College of	0(0.0)	0(0.0)	0(0.0)	0(0.0)	0(0.0)
TAFE, South East Metro College of	0(0.0)	2(100.0)	0(0.0)	0(0.0)	0(0.0)
TAFE, CMC	0(0.0)	1(100.0)	0(0.0)	0(0.0)	0(0.0)
TAFE, Central West College of	2(100.0)	0(0.0)	0(0.0)	0(0.0)	0(0.0)
TAFE, South Metropolitan College of	1(100.0)	0(0.0)	0(0.0)	0(0.0)	0(0.0)
TAFE, Midland College of	0(0.0)	0(0.0)	0(0.0)	0(0.0)	0(0.0)
TAFE, Kimberley College of	1(100.0)	0(0.0)	0(0.0)	0(0.0)	0(0.0)
TAFE, West Coast College of	0(0.0)	0(0.0)	0(0.0)	0(0.0)	0(0.0)
Tambellup, Shire of	0(0.0)	0(0.0)	0(0.0)	0(0.0)	0(0.0)
Tammin, Shire of	0(0.0)	0(0.0)	0(0.0)	0(0.0)	0(0.0)
The Hon J M Edwards MB BS MLA	1(50.0)	1(50.0)	0(0.0)	0(0.0)	0(0.0)
The Hon R C Kucera APM MLA	0(0.0)	0(0.0)	0(0.0)	0(0.0)	0(0.0)
The Hon S M McHale MLA	0(0.0)	0(0.0)	0(0.0)	0(0.0)	0(0.0)
The Hon T G Stephens BA MLC	1(100.0)	0(0.0)	0(0.0)	0(0.0)	0(0.0)
Three Springs, Shire of	0(0.0)	0(0.0)	0(0.0)	0(0.0)	0(0.0)
Toodyay, Shire of	0(0.0)	0(0.0)	0(0.0)	0(0.0)	0(0.0)
Totalisator Agency Board	0(0.0)	0(0.0)	0(0.0)	0(0.0)	1(100.0)
Tourism Commission, Western Australian	2(50.0)	2(50.0)	0(0.0)	0(0.0)	0(0.0)
Training and Employment, Department of	6(37.5)	9(56.3)	0(0.0)	0(0.0)	1(6.3)
Transport, Department of	12(42.9)	8(28.6)	0(0.0)	0(0.0)	8(28.6)
Trayning, Shire of	0(0.0)	0(0.0)	0(0.0)	0(0.0)	0(0.0)
Treasury Corporation	0(0.0)	0(0.0)	0(0.0)	0(0.0)	0(0.0)
Treasury Department	3(60.0)	1(20.0)	0(0.0)	0(0.0)	1(20.0)
Trotting Association, Western Australian	2(66.7)	0(0.0)	0(0.0)	0(0.0)	1(33.3)
University of Western Australia, The	3(42.9)	4(57.1)	0(0.0)	0(0.0)	0(0.0)
Upper Gascoyne, Shire of	0(0.0)	0(0.0)	0(0.0)	0(0.0)	0(0.0)
Upper Great Southern Health Service	40(97.6)	1(2.4)	0(0.0)	0(0.0)	0(0.0)
Valuer General's Office	7(63.6)	0(0.0)	0(0.0)	0(0.0)	4(36.4)

STATISTICAL TABLES continued

Agency	Access in Full No. (%)	Edited Access No. (%)	Access Deferred No. (%)	Access s.28 No. (%)	Access Refused No. (%)
Vasse-Leeuwin Health Service	0(0.0)	0(0.0)	0(0.0)	0(0.0)	0(0.0)
Victoria Park, Town of	3(100.0)	0(0.0)	0(0.0)	0(0.0)	0(0.0)
Victoria Plains, Shire of	0(0.0)	0(0.0)	0(0.0)	0(0.0)	0(0.0)
Vincent, Town of	3(42.9)	4(57.1)	0(0.0)	0(0.0)	0(0.0)
Wagin, Shire of	0(0.0)	0(0.0)	0(0.0)	0(0.0)	0(0.0)
Wandering, Shire of	0(0.0)	0(0.0)	0(0.0)	0(0.0)	0(0.0)
Wanneroo, City of	5(100.0)	0(0.0)	0(0.0)	0(0.0)	0(0.0)
Water and Rivers Commission	2(33.3)	4(66.7)	0(0.0)	0(0.0)	0(0.0)
Water Corporation	9(52.9)	7(41.2)	0(0.0)	0(0.0)	1(5.9)
Water Regulation, Office of	0(0.0)	0(0.0)	0(0.0)	0(0.0)	0(0.0)
Wellington Health Service	28(100.0)	0(0.0)	0(0.0)	0(0.0)	0(0.0)
West Arthur, Shire of	0(0.0)	0(0.0)	0(0.0)	0(0.0)	0(0.0)
West Pilbara Health Service	125(100.0)	0(0.0)	0(0.0)	0(0.0)	0(0.0)
Western Health Service	0(0.0)	0(0.0)	0(0.0)	0(0.0)	0(0.0)
Wheatbelt Development Commission	0(0.0)	0(0.0)	0(0.0)	0(0.0)	0(0.0)
Williams, Shire of	0(0.0)	0(0.0)	0(0.0)	0(0.0)	0(0.0)
Wiluna, Shire of	0(0.0)	0(0.0)	0(0.0)	0(0.0)	0(0.0)
Woodanilling, Shire of	0(0.0)	0(0.0)	0(0.0)	0(0.0)	0(0.0)
WorkCover WA	2(25.0)	5(62.5)	0(0.0)	0(0.0)	1(12.5)
WorkSafe Western Australia	64(97.0)	2(3.0)	0(0.0)	0(0.0)	0(0.0)
Wyalkatchem, Shire of	0(0.0)	0(0.0)	0(0.0)	0(0.0)	0(0.0)
Yalgoo, Shire of	0(0.0)	0(0.0)	0(0.0)	0(0.0)	0(0.0)
Yilgarn, Shire of	0(0.0)	0(0.0)	0(0.0)	0(0.0)	0(0.0)
York, Shire of	0(0.0)	0(0.0)	0(0.0)	0(0.0)	0(0.0)
Youth Affairs, Office of	0(0.0)	0(0.0)	0(0.0)	0(0.0)	0(0.0)
Zoological Gardens Board	0(0.0)	0(0.0)	0(0.0)	0(0.0)	0(0.0)
Grand Total	4,123	1,515	25	19	339
	68.5%	25.2%	0.4%	0.3%	5.6%
Grand Total Decisions	6,021				

TABLE 13
NUMBER OF TIMES EXEMPTION CLAUSES WERE USED BY AGENCIES

Agency	CLAUSE NUMBER OF EXEMPTION (SCHEDULE 1 OF THE ACT)															
	1	2	3	4	4A	5	6	7	8	9	10	11	12	13	14	15
Aboriginal Affairs Department	3	0	2	0	0	0	0	1	1	0	0	0	0	0	0	0
Agriculture, Department of	2	1	4	0	0	0	0	0	0	0	0	0	0	0	0	0
Armadale, City of	0	0	6	0	0	0	0	0	0	0	0	0	0	0	0	0
Armadale Health Service	0	0	2	1	0	1	0	0	0	0	0	0	0	0	0	0
Augusta-Margaret River, Shire of	0	0	0	1	0	0	0	0	0	0	0	0	0	0	0	0
Bayswater, City of	0	0	3	0	0	0	0	0	0	0	0	0	0	0	0	0
Belmont, City of	0	0	2	0	0	0	0	0	0	0	0	0	0	0	0	0
Bentley Health Service	0	0	7	0	0	0	0	0	0	0	0	0	0	0	0	0
Broome, Shire of	0	0	1	0	0	0	0	0	0	0	0	0	0	0	0	0
Busselton, Shire of	0	0	1	0	0	0	0	0	0	0	0	0	0	0	0	0
Cambridge, Town of	0	0	2	1	0	0	0	0	0	0	0	0	0	0	0	0
Canning, City of	0	0	3	0	0	0	0	0	0	0	0	0	0	0	0	0
Claremont, Town of	0	0	1	0	0	0	0	0	0	0	0	0	0	0	0	0
Cockburn, City of	0	0	0	0	0	1	0	0	0	0	0	0	0	0	0	0
Commerce and Trade, Department of	1	0	0	1	0	0	0	0	0	0	0	0	0	0	0	0
Conservation and Land Management, Department of	0	0	4	3	0	0	0	1	1	0	0	0	0	0	0	0
Contract and Management Services, Department of	2	0	1	2	0	0	3	1	0	0	1	0	0	0	0	0
Curtin University of Technology	0	0	1	0	0	0	0	0	0	0	0	0	0	0	0	0
Disability Services Commission	1	0	1	0	0	0	0	0	0	0	0	0	0	0	0	0
East Perth Redevelopment Authority	0	0	0	0	0	0	0	3	0	0	0	0	0	0	0	0
Education Department of Western Australia	0	2	18	0	0	11	5	5	3	0	0	2	0	0	0	0
Electoral Commission, Western Australian	0	0	0	0	0	1	0	1	1	0	0	0	0	0	0	0
Electricity Corporation T/A Western Power Corporation	0	0	0	1	0	0	0	3	1	0	1	0	0	0	0	0
Energy, Office of	0	0	1	0	0	7	0	0	0	0	0	0	0	0	0	0
Environmental Protection, Department of	2	1	29	2	0	0	0	4	1	0	1	0	0	0	0	0
Esperance Port Authority	0	0	0	1	0	0	0	0	0	0	0	0	0	0	0	0
Fair Trading, Ministry of	0	0	2	0	0	10	0	0	0	0	0	0	0	0	0	0
Family and Children's Services, Department for	0	0	23	0	0	10	3	5	1	0	0	0	1	0	0	0
Fire and Emergency Services Authority	0	0	17	0	0	1	0	1	0	0	0	0	0	0	0	0
Fisheries Department	0	0	5	1	0	1	1	1	0	0	0	0	0	0	0	0
Fremantle, City of	0	0	0	0	0	0	0	1	0	0	0	0	0	0	0	0
Fremantle Hospital and Health Service	0	0	47	0	0	0	0	0	5	0	0	0	0	0	0	0
Fremantle Port Authority	0	0	0	3	0	0	0	0	0	0	0	0	0	0	0	0
Gosnells, City of	0	0	1	1	0	0	0	0	0	0	0	0	0	0	0	0
Graylands Hospital	0	0	29	0	0	5	0	46	0	0	0	0	0	0	0	0
Health Department of Western Australia	0	0	12	2	0	3	5	6	2	0	0	1	0	0	0	0
Health Review, Office of	0	0	0	0	0	0	1	0	2	0	0	0	0	0	0	0

STATISTICAL TABLES continued

Agency	CLAUSE NUMBER OF EXEMPTION (SCHEDULE 1 OF THE ACT)															
	1	2	3	4	4A	5	6	7	8	9	10	11	12	13	14	15
Heritage Council of Western Australia, Office of the	0	0	0	0	0	0	1	0	0	0	0	0	0	0	0	0
Insurance Commission of Western Australia	0	0	5	0	0	0	4	6	0	0	1	1	0	0	0	0
Joondalup, City of	0	0	20	2	0	4	2	3	0	0	0	0	0	0	0	0
Justice, Ministry of	3	0	27	1	0	15	5	4	0	0	1	18	0	0	0	0
Kalgoorlie-Boulder, City of	0	0	1	1	0	0	0	0	0	0	0	0	0	0	0	0
Kwinana, Town of	0	0	2	0	0	0	0	0	0	0	0	0	0	0	0	0
Land Administration, Department of	1	0	2	1	0	0	0	3	0	0	0	0	0	0	0	0
Land Authority Board (LandCorp)	1	0	0	0	0	0	1	2	0	0	0	0	0	0	0	0
Local Government, Department of	0	0	2	0	0	0	0	2	0	0	0	0	0	0	0	0
Lotteries Commission of Western Australia	0	0	2	0	0	0	0	0	0	0	0	0	0	0	0	0
Lower Great Southern Health Service	0	0	2	1	0	0	0	0	0	0	0	0	0	0	0	0
Main Roads Department	1	0	10	0	0	1	0	5	1	0	0	0	0	0	0	0
Mandurah, City of	0	0	1	1	0	1	0	0	0	0	0	0	0	0	0	0
Manjimup, Shire of	0	0	3	0	0	0	0	0	0	0	0	0	0	0	0	0
Medical Board of Western Australia	0	0	0	0	0	0	1	4	1	0	0	0	0	0	0	0
Melville, City of	0	0	5	0	0	0	0	0	0	0	0	0	0	0	0	0
Minerals and Energy, Department of	1	0	63	11	0	1	1	8	2	0	0	0	0	0	0	0
Mosman Park, Town of	0	0	0	1	0	0	0	0	0	0	0	0	0	0	0	0
Mundaring, Shire of	0	0	4	0	0	0	0	1	0	0	0	0	0	0	0	0
Nedlands, City of	0	0	0	1	0	0	0	0	0	0	0	0	0	0	0	0
North Metropolitan Health Service	0	0	39	0	0	0	0	0	0	0	0	0	0	0	0	0
Peel Health Services	0	0	1	0	0	0	0	0	0	0	0	0	0	0	0	0
Perth, City of	0	0	5	0	0	0	0	1	0	0	0	0	0	0	0	0
Planning, Ministry for	1	0	7	1	0	0	4	2	1	0	0	0	0	0	0	0
Police Force of Western Australia	0	1	628	0	0	49	2	1	1	0	0	0	0	0	0	0
Port Hedland, Town of	0	0	0	0	0	0	0	1	0	0	0	0	0	0	0	0
Potato Marketing Authority, Western Australian	0	0	0	1	0	0	0	0	0	0	0	0	0	0	0	0
Premier and Cabinet, Ministry of the	5	0	0	5	0	3	2	2	1	0	0	1	0	0	1	0
Princess Margaret Hospital for Children (including King Edward Memorial Hospital)	0	0	2	2	0	0	2	2	1	0	0	0	0	0	0	0
Productivity & Labour Relations, Department of	0	0	0	0	0	3	0	0	0	0	0	0	0	0	0	0
Public Advocate, Office of the	0	0	3	0	0	0	0	0	1	0	0	0	0	0	0	0
Public Sector Standards Commissioner	0	0	0	0	0	1	0	0	0	0	0	0	0	0	0	0
Public Trust Office	0	0	4	0	0	0	0	0	0	0	0	0	0	0	0	0
Racing, Gaming and Liquor, Office of	0	0	4	2	0	0	0	0	0	0	0	0	0	0	0	0
Rockingham/Kwinana Health Service	0	0	6	0	0	1	0	0	0	0	0	0	0	0	0	0
Rottne Island Authority	0	0	0	1	0	0	0	0	0	0	0	0	0	0	0	0
Royal Perth Hospital	0	0	30	1	0	0	1	2	5	0	0	0	0	0	0	0
Serpentine-Jarrahdale, Shire of	0	0	5	0	0	0	0	1	0	0	0	0	0	0	0	0
Sir Charles Gairdner Hospital (QEII)	0	0	10	0	0	3	1	1	4	0	0	1	0	0	0	0
South Perth, City of	0	0	3	0	0	3	2	1	0	0	0	0	0	0	1	0

Agency	CLAUSE NUMBER OF EXEMPTION (SCHEDULE 1 OF THE ACT)															
	1	2	3	4	4A	5	6	7	8	9	10	11	12	13	14	15
Sport and Recreation, Ministry of	0	0	0	0	0	0	0	0	0	0	0	1	0	0	0	0
Sports Centre Trust, Western Australian	0	0	0	0	0	0	0	0	1	0	0	0	0	0	0	0
State Housing Commission	0	0	47	1	0	2	2	6	0	0	0	0	0	0	0	0
State Revenue Department	0	1	0	0	0	6	1	1	0	0	1	3	0	0	0	0
State Supply Commission	0	0	1	1	0	1	2	2	1	0	2	0	0	0	0	0
Stirling, City of	0	0	1	0	0	0	0	0	1	0	0	0	0	0	0	0
Subiaco, City of	0	0	8	0	0	0	0	0	0	0	0	0	0	0	0	0
Swan, City of	0	0	0	0	0	0	1	1	0	0	0	0	0	0	0	0
Swan Health Service	0	0	10	0	0	0	0	0	0	0	0	0	0	0	0	0
TAFE, South East Metro College of	0	0	2	0	0	0	0	0	0	0	0	0	0	0	0	0
TAFE, CMC	0	0	1	0	0	0	0	0	0	0	0	0	0	0	0	0
The Hon J M Edwards MB BS MLA	0	0	1	0	0	0	0	0	0	0	0	0	0	0	0	0
Totalisator Agency Board	0	0	0	1	0	0	0	0	0	0	0	0	0	0	0	0
Tourism Commission, Western Australian	0	0	0	2	0	0	0	0	1	0	0	0	0	0	0	0
Training and Employment, Department of	0	0	5	6	0	1	4	5	1	0	0	0	0	0	0	0
Transport, Department of	0	0	6	3	0	0	1	0	1	0	1	0	0	0	0	0
Treasury Department	0	0	0	0	0	0	6	0	0	0	0	0	0	0	0	0
Trotting Association, Western Australian	0	0	0	1	0	0	1	1	0	0	0	0	0	0	0	0
University of Western Australia, The	0	0	3	1	0	1	1	2	0	0	1	0	0	0	0	0
Upper Great Southern Health Service	0	0	1	0	0	0	0	0	0	0	0	0	0	0	0	0
Vincent, Town of	0	0	4	0	0	0	2	2	0	0	0	0	0	0	0	0
Water and Rivers Commission	0	0	3	1	0	0	0	0	0	0	0	0	0	0	0	0
Water Corporation	0	0	2	2	0	0	1	1	0	0	1	0	0	0	0	0
WorkCover WA	0	0	5	2	0	0	0	0	0	0	0	0	0	0	0	0
WorkSafe Western Australia	0	0	0	0	0	2	0	0	2	0	0	2	0	0	0	0
Grand Totals	24	6	1221	74	0	149	69	152	44	0	11	30	1	0	2	0

Note: Agencies who did not cite exemptions are omitted.

**TABLE 14
OUTCOME OF REQUESTS FOR INTERNAL REVIEW**

Agency	Requests Received	Decision Confirmed	OUTCOME		
			Decision Varied	Decision Reversed	Withdrawn
Agriculture, Department of	3	1	2	0	0
Armadale Health Service	1	0	0	0	0
Bentley Health Service	1	0	1	0	0
Busselton, Shire of	1	0	1	0	0
Claremont, Town of	1	0	0	1	0
Conservation and Land Management, Department of	1	1	0	0	0
Contract and Management Services, Department of	1	0	1	0	0
Curriculum Council	1	0	0	0	0
Curtin University of Technology	2	2	0	0	0
Edith Cowan University	1	1	0	0	0
Education Department of Western Australia	8	7	1	0	0
Electoral Commission, Western Australian	1	1	0	0	0
Electricity Corporation T/A Western Power Corporation	1	0	0	0	0
Energy, Office of	1	1	0	0	0
Environmental Protection, Department of	4	3	1	0	0
Esperance Port Authority	1	1	0	0	0
Fair Trading, Ministry of	2	0	1	0	0
Family and Children's Services, Department for	2	2	1	0	0
Fremantle, City of	1	1	0	0	0
Fremantle Hospital and Health Service	4	4	0	0	0
Gosnells, City of	2	2	0	0	0
Government Employees Housing Authority	1	1	0	0	0
Graylands Hospital	4	2	0	0	0
Health Department of Western Australia	4	3	1	0	0
Heritage Council of Western Australia, Office of the	1	0	0	0	0
Insurance Commission of Western Australia	5	5	0	0	0
Joondalup, City of	2	0	2	0	0
Justice, Ministry of	11	10	0	1	0
Kalgoorlie-Boulder, City of	3	3	1	1	0
Land Administration, Department of	1	1	0	0	0
Land Authority Board (LandCorp)	1	1	0	0	0
Local Government, Department of	3	3	0	0	0
Main Roads Department	3	2	1	0	0
Mandurah, City of	1	1	0	0	0
Medical Board of Western Australia	2	1	1	0	0

Agency	OUTCOME				
	Requests Received	Decision Confirmed	Decision Varied	Decision Reversed	Withdrawn
Midwest Health Service	0	2	0	0	0
Minerals and Energy, Department of	3	2	1	0	0
North Metropolitan Health Service	1	1	0	0	0
Planning, Ministry for	2	2	0	0	0
Police Force of Western Australia	24	22	1	0	1
Potato Marketing Authority, Western Australian	1	1	0	0	0
Premier and Cabinet, Ministry of the	9	5	3	0	1
Princess Margaret Hospital for Children (including King Edward Memorial Hospital)	0	1	0	0	0
Productivity & Labour Relations, Department of	1	1	0	0	0
Public Advocate, Office of the	1	0	1	0	0
Public Sector Standards Commissioner	2	2	0	0	0
Public Trust Office	1	0	1	0	0
Royal Perth Hospital	1	0	1	0	0
Serpentine-Jarrahdale, Shire of	2	2	0	0	0
Sir Charles Gairdner Hospital (QEII)	2	1	1	0	0
South Perth, City of	1	0	0	0	0
State Housing Commission	7	4	2	0	1
State Revenue Department	6	6	0	0	0
State Supply Commission	3	3	0	0	0
Stirling, City of	2	1	0	0	0
Swan, City of	1	1	0	0	0
Totalisator Agency Board	1	1	0	0	0
Training and Employment, Department of	3	2	0	0	1
Transport, Department of	2	1	1	0	0
Treasury Department	2	2	0	0	0
Trotting Association, Western Australian	1	1	0	0	0
University of Western Australia, The	5	3	1	1	0
Wanneroo, City of	1	0	0	1	0
Water Corporation	6	4	1	1	0
WorkCover WA	3	3	0	0	0
Totals	176	134	29	6	4

**TABLE 15
REQUESTS FOR AMENDMENT OF PERSONAL INFORMATION**

Agency	Received	Amended	Not Amended	Amended (But not as Requested)	Withdrawn
Bentley Health Service	1	1	0	0	0
Education Department of Western Australia	2	1	0	1	0
Fremantle Hospital and Health Service	2	2	0		0
Joondalup Health Campus	1	0	0	1	0
Legal Aid Commission	1	1	0	0	0
WorkCover WA	1	0	0	1	0
Totals	8	5	0	3	0

**TABLE 16
INTERNAL REVIEW RE: AMENDMENT OF PERSONAL INFORMATION**

Agency	Applications	Confirmed	Varied	Reversed	Withdrawn
Joondalup Health Campus	1	1	0	0	0
WorkCover WA	1	1	0	0	0
Totals	2	2	0	0	0

TABLE 17
FEES AND CHARGES CALCULATED BY AGENCIES

Agency	Application Fees Collected	AMOUNT OF CHARGES	
		Reduced or Waived	Collected
Aboriginal Affairs Department	\$210	\$0	\$0
Agriculture, Department of	\$420	\$0	\$257
Albany, City of	\$210	\$60	\$7
Armadale, City of	\$210	\$0	\$0
Armadale Health Service	\$120	\$0	\$0
Augusta-Margaret River, Shire of	\$150	\$0	\$0
Bayswater, City of	\$30	\$0	\$0
Belmont, City of	\$60	\$17	\$291
Broome, Shire of	\$30	\$0	\$0
Busselton, Shire of	\$270	\$0	\$604
Cambridge, Town of	\$180	\$0	\$190
Canning, City of	\$120	\$0	\$66
Carnamah, Shire of	\$30	\$0	\$0
Carnarvon, Shire of	\$30	\$0	\$0
Chittering, Shire of	\$30	\$0	\$0
Claremont, Town of	\$30	\$0	\$0
Cockburn, City of	\$150	\$225	\$65
Commerce and Trade, Department of	\$30	\$135	\$135
Conservation and Land Management, Department of	\$360	\$0	\$225
Contract and Management Services, Department of	\$420	\$0	\$130
Curriculum Council	\$660	\$0	\$0
Curtin University of Technology	\$90	\$0	\$0
Disability Services Commission	\$30	\$0	\$0
Donnybrook-Balingup, Shire of	\$30	\$0	\$48
East Fremantle, Town of	\$0	\$30	\$0
East Perth Redevelopment Authority	\$90	\$0	\$0
East Pilbara, Shire of	\$30	\$0	\$0
East Pilbara Health Service	\$90	\$0	\$90
Edith Cowan University	\$120	\$0	\$0
Education Department of Western Australia	\$270	\$0	\$0
Electoral Commission, Western Australian	\$90	\$0	\$155
Electricity Corporation T/A Western Power Corporation	\$390	\$30	\$0
Energy, Office of	\$240	\$60	\$0
Environmental Protection, Department of	\$976	\$0	\$0
Esperance Port Authority	\$30	\$0	\$0
Fair Trading, Ministry of	\$600	\$0	\$0
Family and Children's Services, Department for	\$420	\$0	\$0
Fire and Emergency Services Authority	\$840	\$187	\$500
Fisheries Department	\$240	\$0	\$0

STATISTICAL TABLES continued

Agency	Application Fees Collected	AMOUNT OF CHARGES	
		Reduced or Waived	Collected
Forest Products Commission	\$30	\$0	\$94
Fremantle, City of	\$240	\$0	\$0
Fremantle Hospital and Health Service	\$180	\$0	\$0
Fremantle Port Authority	\$60	\$0	\$0
Geraldton, City of	\$60	\$0	\$0
Gingin, Shire of	\$30	\$0	\$142
Gold Corporation	\$30	\$0	\$0
Gosnells, City of	\$60	\$150	\$0
Government Employees Housing Authority	\$30	\$45	\$0
Graylands Hospital	\$120	\$30	\$223
Harvey, Shire of	\$90	\$0	\$0
Health Department of Western Australia	\$510	\$0	\$376
Heritage Council of Western Australia, Office of the	\$60	\$0	\$0
Joondalup, City of	\$540	\$0	\$0
Justice, Ministry of	\$480	\$25	\$265
Kalgoorlie-Boulder, City of	\$120	\$468	\$763
Land Administration, Department of	\$420	\$11	\$253
Land Authority Board (LandCorp)	\$180	\$0	\$0
Local Government, Department of	\$150	\$0	\$0
Lotteries Commission of Western Australia	\$0	\$60	\$0
Lower Great Southern Health Service	\$0	\$269	\$0
Main Roads Department	\$750	\$200	\$445
Mandurah, City of	\$180	\$0	\$448
Manjimup, Shire of	\$60	\$30	\$646
Medical Board of Western Australia	\$60	\$90	\$0
Melville, City of	\$540	\$60	\$130
Minerals and Energy, Department of	\$1,650	\$107	\$4,984
Moora, Shire of	\$25	\$0	\$0
Mosman Park, Town of	\$90	\$0	\$85
Mundaring, Shire of	\$180	\$0	\$0
Murray, Shire of	\$30	\$0	\$0
Nedlands, City of	\$120	\$0	\$0
Northam, Shire of	\$30	\$0	\$171
Northern Goldfields Health Service	\$30	\$0	\$37
Nurses Board of Western Australia	\$30	\$0	\$0
Peel Health Services	\$30	\$0	\$0
Perth, City of	\$90	\$216	\$0
Perth Market Authority	\$90	\$0	\$94
Pingelly, Shire of	\$0	\$0	\$10
Planning, Ministry for	\$1,920	\$0	\$2,548
Police Force of Western Australia	\$23,580	\$0	\$8,313

Agency	Application Fees Collected	AMOUNT OF CHARGES	
		Reduced or Waived	Collected
Port Hedland, Town of	\$120	\$0	\$37
Potato Marketing Authority, Western Australian	\$60	\$0	\$0
Premier and Cabinet, Ministry of the	\$450	\$4,780	\$212
Princess Margaret Hospital for Children (including King Edward Memorial Hospital)	\$93	\$0	\$0
Productivity & Labour Relations, Department of	\$60	\$0	\$0
Public Advocate, Office of the	\$60	\$0	\$0
Public Sector Standards Commissioner	\$90	\$0	\$0
Public Trust Office	\$30	\$165	\$75
Racing, Gaming and Liquor, Office of	\$210	\$0	\$427
Railways Commission, WA Government	\$120	\$0	\$0
Resources Development, Department of	\$150	\$0	\$135
Rockingham, City of	\$180	\$0	\$2
Rottneest Island Authority	\$30	\$0	\$0
Royal Perth Hospital	\$30	\$0	\$0
Serpentine-Jarrahdale, Shire of	\$180	\$0	\$73
Sir Charles Gairdner Hospital (QEII)	\$30	\$0	\$0
South Perth, City of	\$210	\$0	\$190
Sport and Recreation, Ministry of	\$90	\$0	\$0
Sports Centre Trust, Western Australian	\$30	\$0	\$0
State Housing Commission	\$240	\$0	\$0
State Revenue Department	\$240	\$0	\$92
State Supply Commission	\$120	\$0	\$0
Stirling, City of	\$390	\$0	\$0
Subiaco, City of	\$360	\$60	\$418
Subiaco Redevelopment Authority	\$30	\$0	\$0
Swan, City of	\$668	\$0	\$467
TAFE, South East Metro College of	\$30	\$0	\$0
TAFE, South Metropolitan College of	\$30	\$0	\$0
The Hon J M Edwards MB BS MLA	\$90	\$0	\$0
The Hon T G Stephens BA MLC	\$30	\$0	\$30
Totalisator Agency Board	\$30	\$0	\$0
Tourism Commission, Western Australian	\$150	\$30	\$0
Training and Employment, Department of	\$390	\$570	\$83
Transport, Department of	\$510	\$0	\$314
Treasury Department	\$120	\$413	\$413
Trotting Association, Western Australian	\$150	\$120	\$0
University of Western Australia, The	\$150	\$0	\$0
Valuer General's Office	\$210	\$0	\$30
Vincent, Town of	\$210	\$0	\$146
Wanneroo, City of	\$150	\$0	\$0

Agency	Application Fees Collected	AMOUNT OF CHARGES	
		Reduced or Waived	Collected
Water and Rivers Commission	\$180	\$0	\$254
Water Corporation	\$420	\$30	\$38
West Pilbara Health Service	\$143	\$0	\$0
WorkCover WA	\$60	\$0	\$0
WorkSafe Western Australia	\$1,860	\$37	\$293
Total	\$50,385	\$8,709	\$26,515

Note: Agencies which did not collect application fees or impose charges are omitted.

**TABLE 18
REASONS FOR REDUCTION OF CHARGES**

Reason for Reduction	No.	(%)
Impecunious	14	11%
Pensioner	10	8%
Other	102	81%
Total	126	100%

FURTHER INFORMATION

For any further information on the Office of the Information Commissioner's role and functions, please contact the office at:

Level 21, Exchange Plaza
2 The Esplanade
Perth WA 6000
Tel: (08) 9220 7888; 1800 62 1244 (Toll free)
Fax: (08) 9325 2152

E-mail: info@foi.wa.gov.au
Home Page: <http://www.foi.wa.gov.au>

This page has been left blank intentionally.

